


DALUM LANDBRUGSSKOLE

Resultater



@Ventures
Elektivsundersøgelse

Indholdsfortegnelse

Indholdsfortegnelse..... **Fejl! Bogmærke er ikke defineret.**

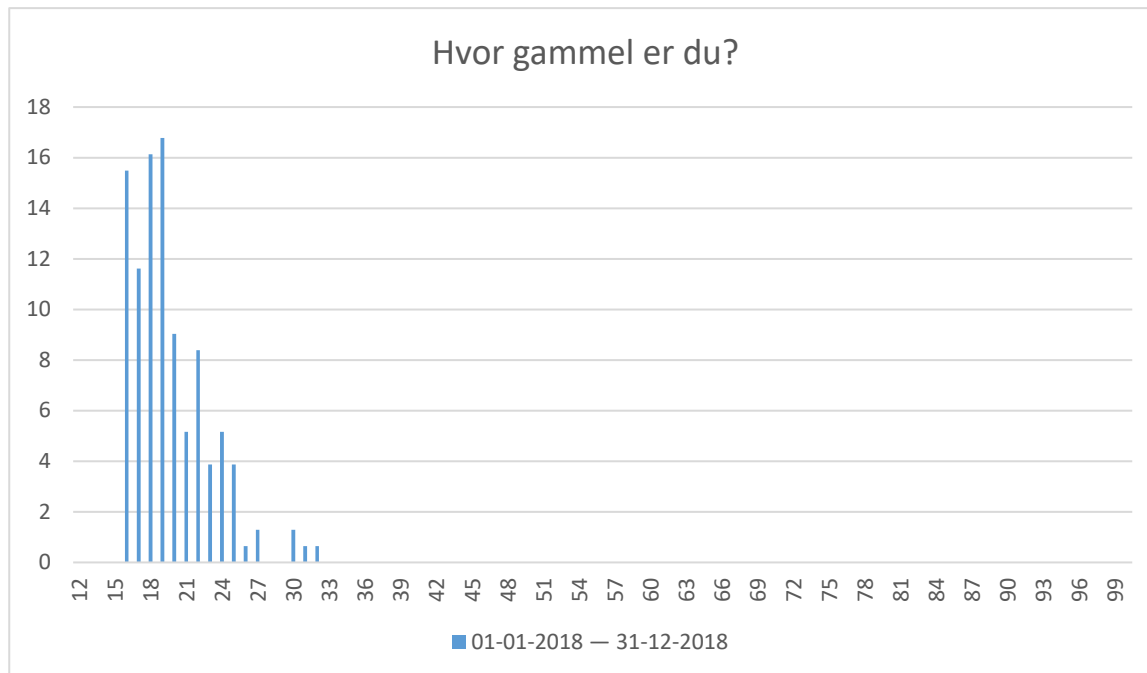
Overskrift..... **Fejl! Bogmærke er ikke defineret.**

Underoverskrift..... **Fejl! Bogmærke er ikke defineret.**

Tabel..... **Fejl! Bogmærke er ikke defineret.**

Diagrammer..... **Fejl! Bogmærke er ikke defineret.**

Personoplysninger

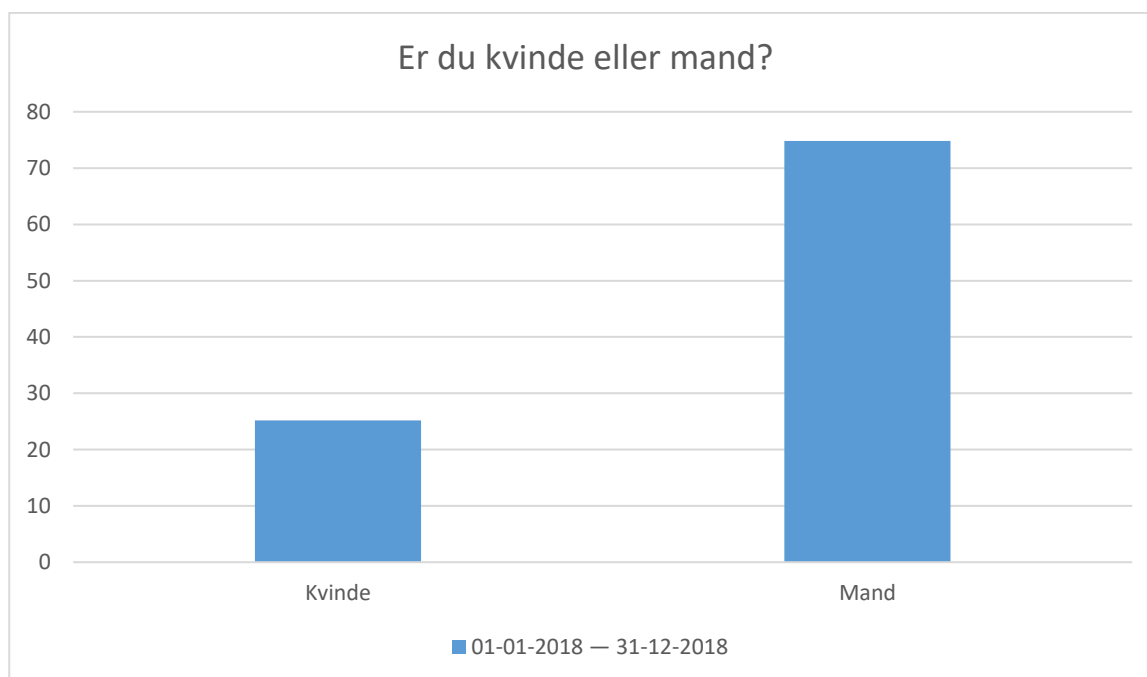


01-01-2018 — 31-12-2018; Gennemsnit: 19,7, spredning: 3,3

Svarmulighed	01-01-2018 — 31-12-2018: Antal	01-01-2018 — 31-12-2018: Andel (%)
12	0	0
13	0	0
14	0	0
15	0	0
16	24	15
17	18	12
18	25	16
19	26	17
20	14	9
21	8	5
22	13	8
23	6	4
24	8	5
25	6	4
26	1	1
27	2	1
28	0	0
29	0	0
30	2	1
31	1	1
32	1	1
33	0	0
34	0	0
35	0	0
36	0	0

37	0	0
38	0	0
39	0	0
40	0	0
41	0	0
42	0	0
43	0	0
44	0	0
45	0	0
46	0	0
47	0	0
48	0	0
49	0	0
50	0	0
51	0	0
52	0	0
53	0	0
54	0	0
55	0	0
56	0	0
57	0	0
58	0	0
59	0	0
60	0	0
61	0	0
62	0	0
63	0	0
64	0	0
65	0	0
66	0	0
67	0	0
68	0	0
69	0	0
70	0	0
71	0	0
72	0	0
73	0	0
74	0	0
75	0	0
76	0	0
77	0	0
78	0	0
79	0	0
80	0	0
81	0	0
82	0	0
83	0	0
84	0	0

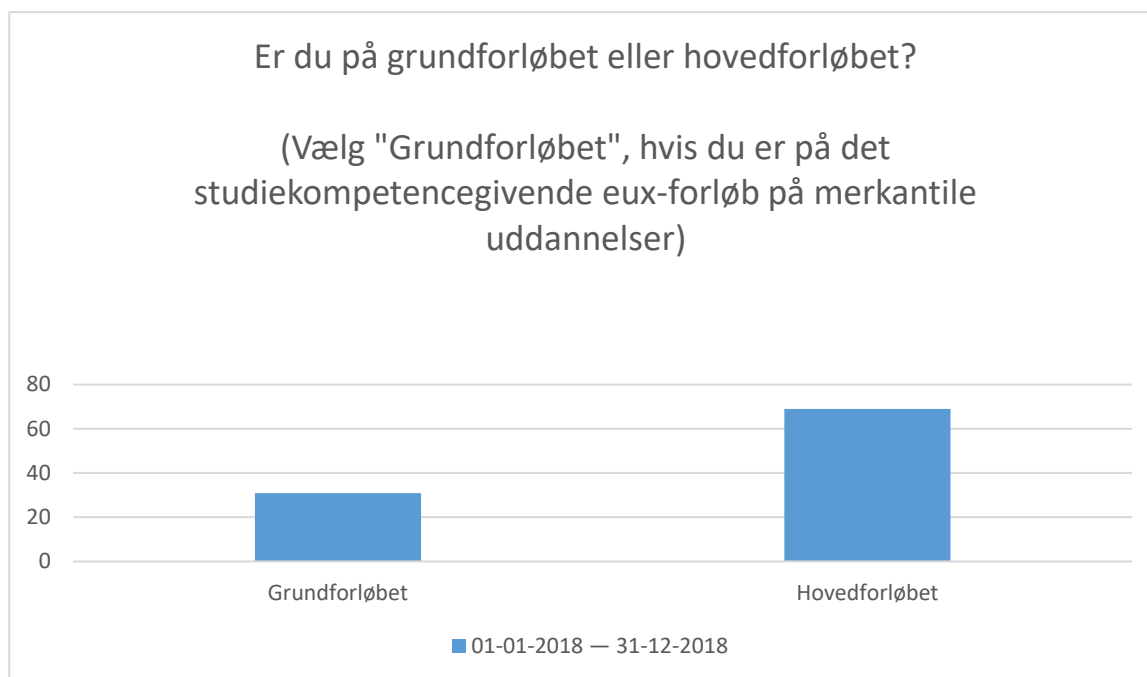
85	0	0
86	0	0
87	0	0
88	0	0
89	0	0
90	0	0
91	0	0
92	0	0
93	0	0
94	0	0
95	0	0
96	0	0
97	0	0
98	0	0
99	0	0
100	0	0
Total	155	-



01-01-2018 — 31-12-2018; Gennemsnit og spredning kan ikke beregnes.

Svarmulighed	01-01-2018 — 31-12-2018: Antal	01-01-2018 — 31-12-2018: Andel (%)
Kvinde	39	25
Mand	116	75
Total	155	-

Uddannelsesforløb

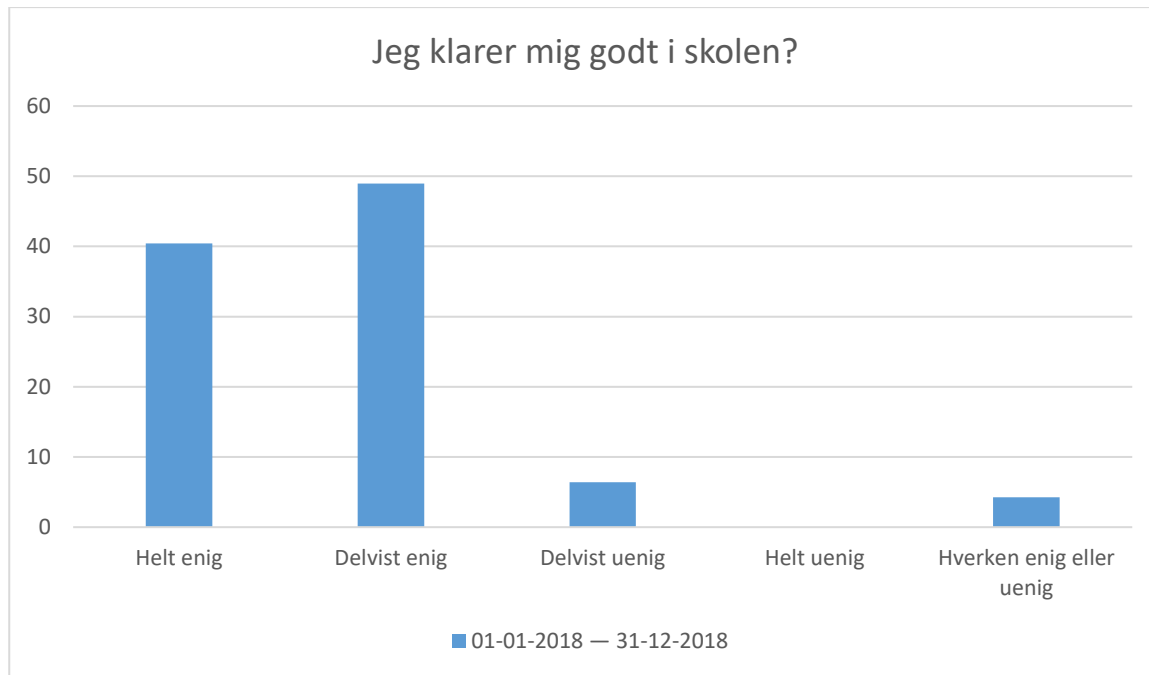


01-01-2018 — 31-12-2018; Gennemsnit og spredning kan ikke beregnes.

Svarmulighed	01-01-2018 — 31-12-2018: Antal	01-01-2018 — 31-12-2018: Andel (%)
Grundforløbet	48	31
Hovedforløbet	107	69
Total	155	-

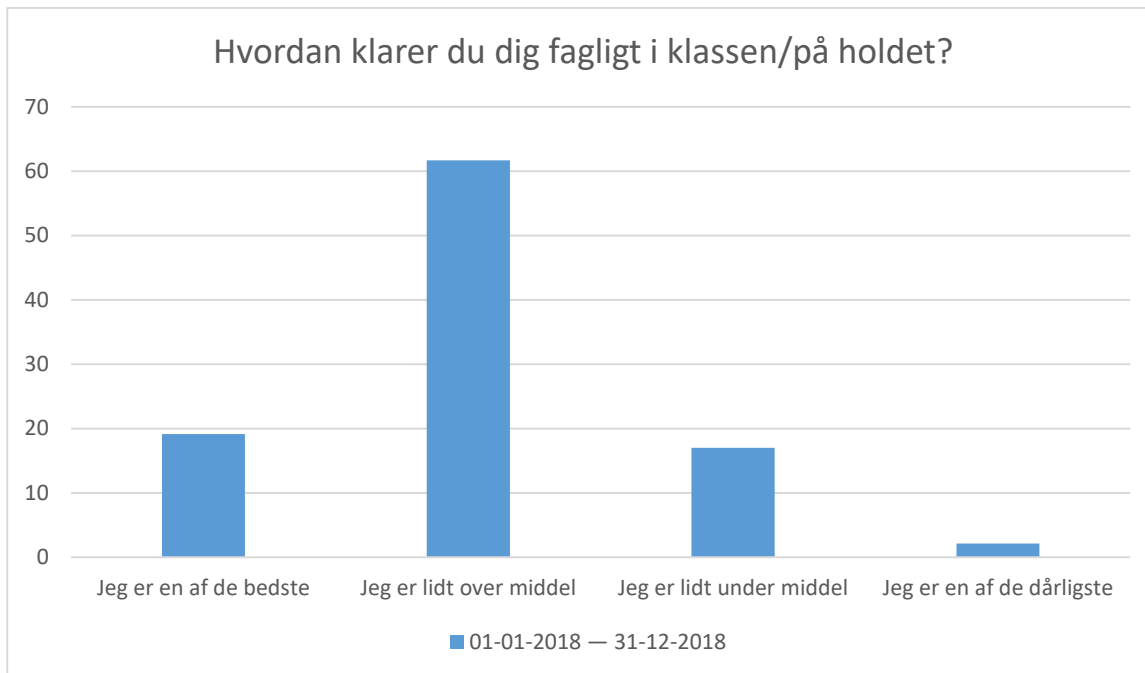
Egen indsats (GF 2 af 9)

Hvor enig eller uenig er du i, at...?



01-01-2018 — 31-12-2018; Gennemsnit: 4,2, spredning: 0,8

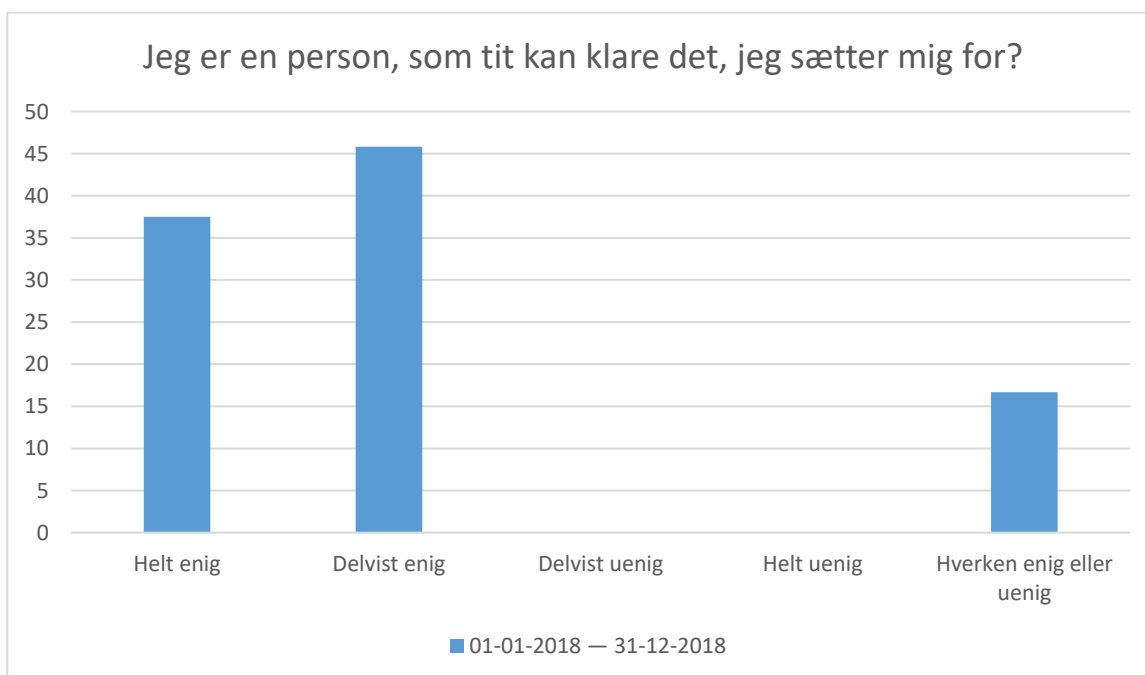
Svarmulighed	01-01-2018 — 31-12-2018: Antal	01-01-2018 — 31-12-2018: Andel (%)
Helt enig	19	40
Delvist enig	23	49
Delvist uenig	3	6
Helt uenig	0	0
Hverken enig eller uenig	2	4
Total	47	-



01-01-2018 — 31-12-2018; Gennemsnit: 3, spredning: 0,7

Svarmulighed	01-01-2018 — 31-12-2018: Antal	01-01-2018 — 31-12-2018: Andel (%)
Jeg er en af de bedste	9	19
Jeg er lidt over middel	29	62
Jeg er lidt under middel	8	17
Jeg er en af de dårligste	1	2
Total	47	-

Hvor enig eller uenig er du i, at...?

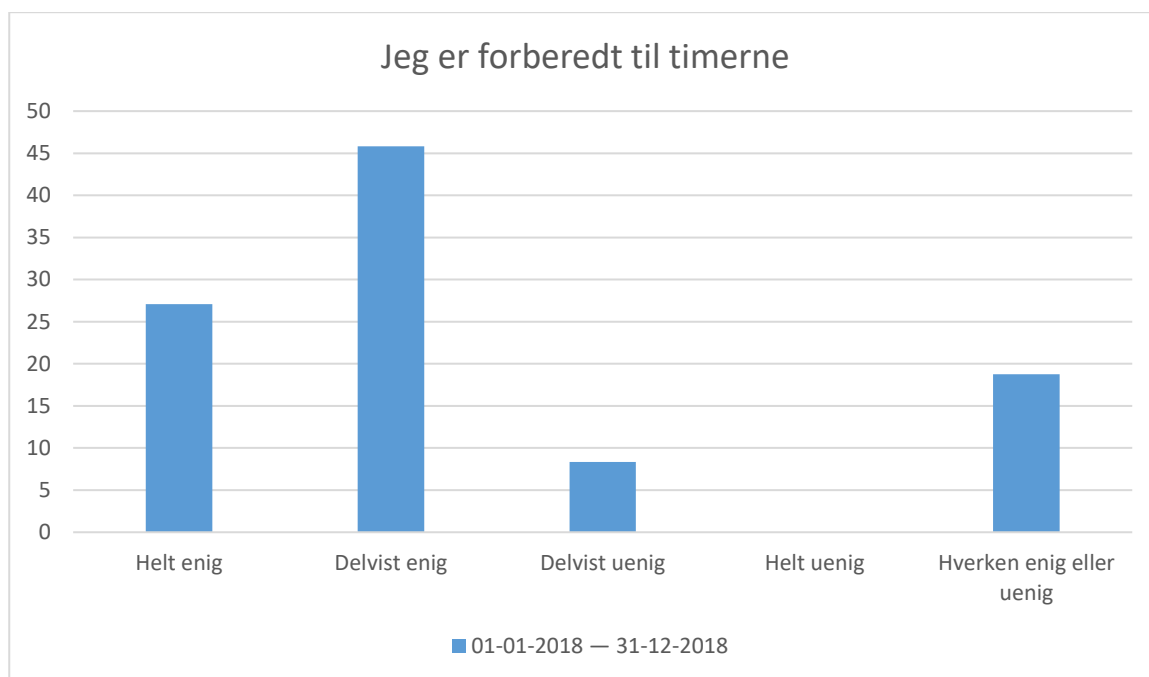


01-01-2018 — 31-12-2018; Gennemsnit: 4,2, spredning: 0,7

Svarmulighed	01-01-2018 — 31-12-2018: Antal		01-01-2018 — 31-12-2018: Andel (%)	
Helt enig	18		38	
Delvist enig	22		46	
Delvist uenig	0		0	
Helt uenig	0		0	
Hverken enig eller uenig	8		17	
Total	48		-	

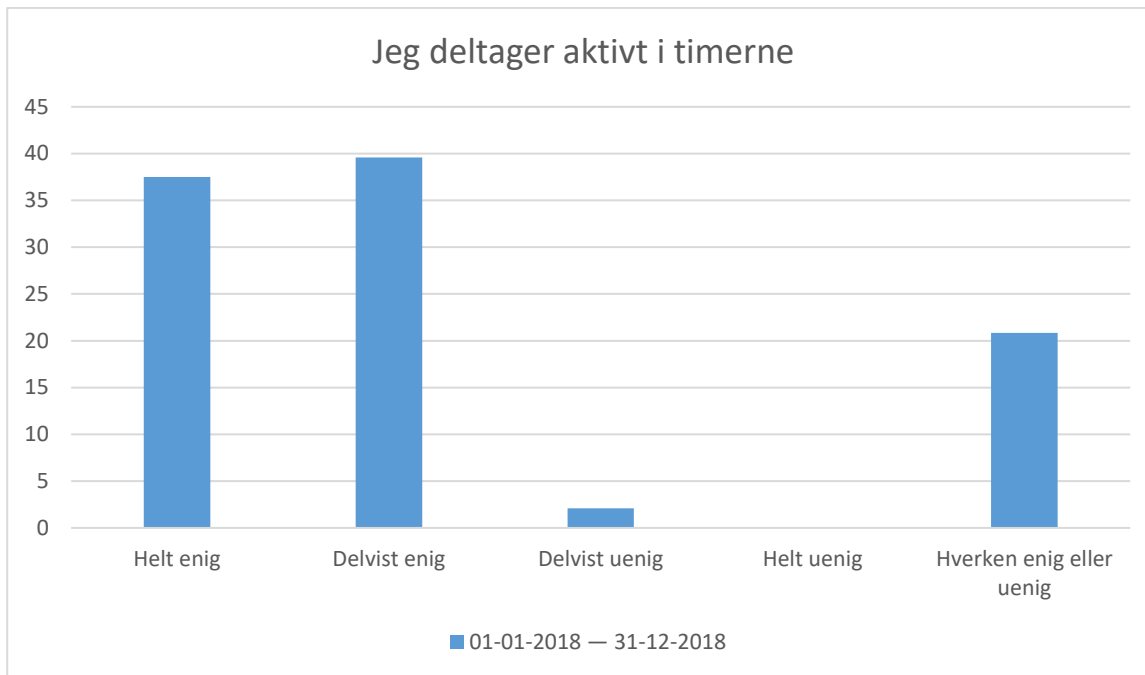
Egen indsats (GF 3 af 9)

Hvor enig eller uenig er du i, at...?



01-01-2018 — 31-12-2018; Gennemsnit: 3,9, spredning: 0,9

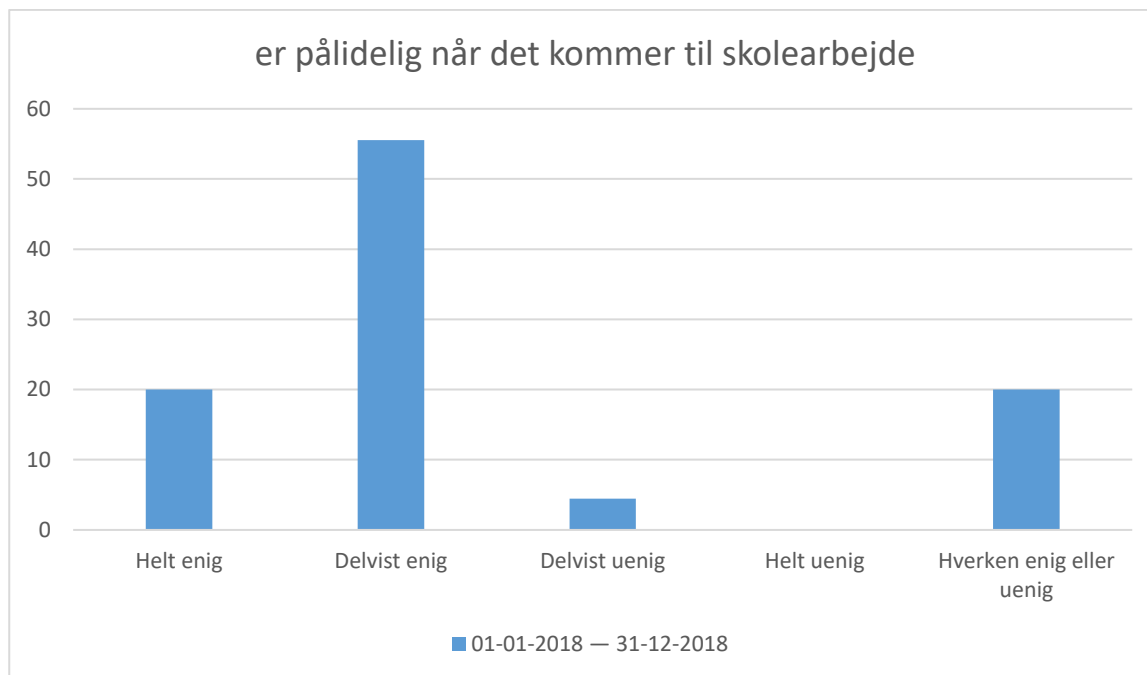
Svarmulighed	01-01-2018 — 31-12-2018: Antal		01-01-2018 — 31-12-2018: Andel (%)	
Helt enig	13		27	
Delvist enig	22		46	
Delvist uenig	4		8	
Helt uenig	0		0	
Hverken enig eller uenig	9		19	
Total	48		-	



01-01-2018 — 31-12-2018; Gennemsnit: 4,1, spredning: 0,8

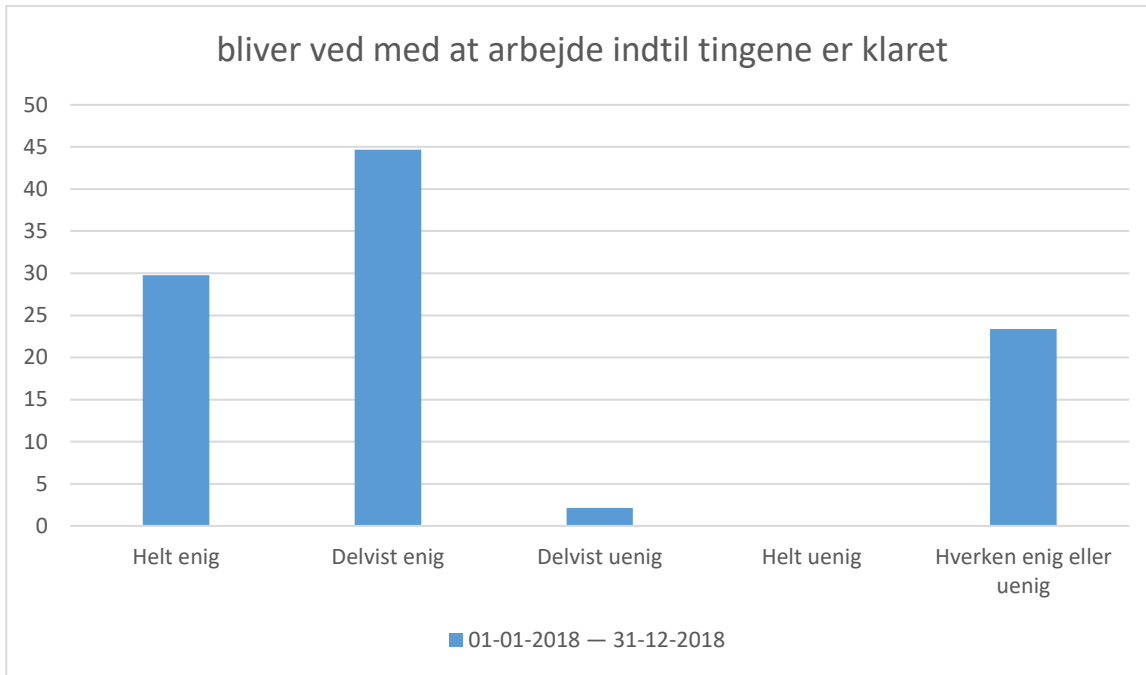
Svarmulighed	01-01-2018 — 31-12-2018: Antal		01-01-2018 — 31-12-2018: Andel (%)	
Helt enig	18	38	38	38
Delvist enig	19	40	40	40
Delvist uenig	1	2	2	2
Helt uenig	0	0	0	0
Hverken enig eller uenig	10	21	21	21
Total	48	-	-	-

Jeg er en person, som...



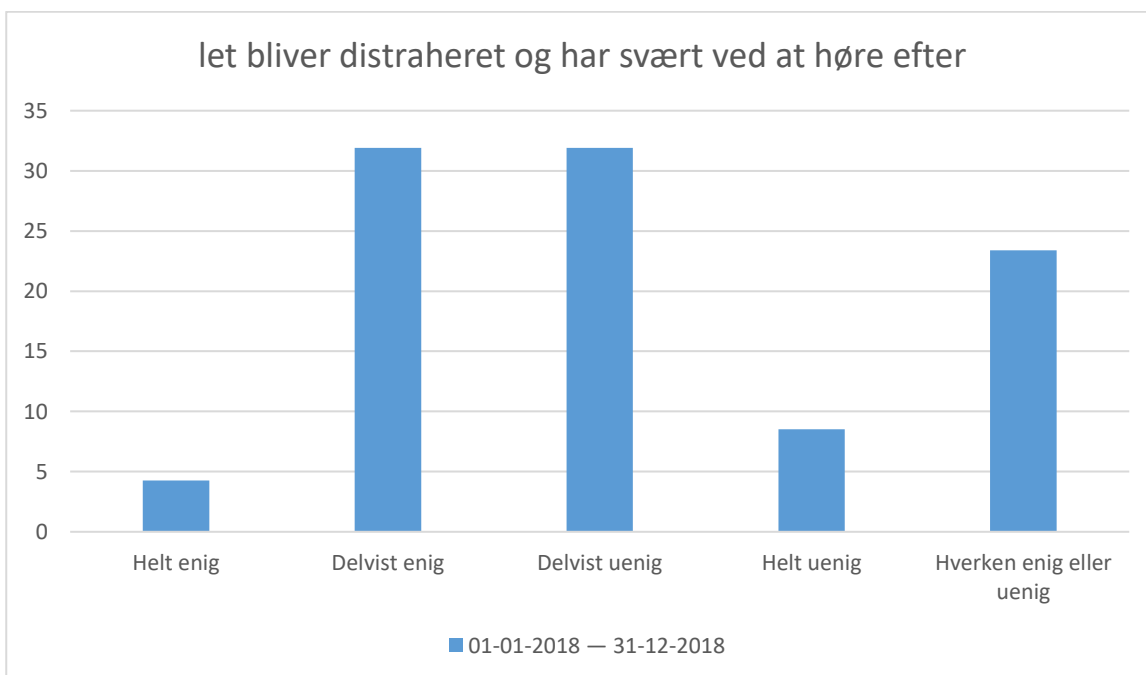
01-01-2018 — 31-12-2018; Gennemsnit: 3,9, spredning: 0,8

Svarmulighed	01-01-2018 — 31-12-2018: Antal	01-01-2018 — 31-12-2018: Andel (%)
Helt enig	9	20
Delvist enig	25	56
Delvist uenig	2	4
Helt uenig	0	0
Hverken enig eller uenig	9	20
Total	45	-



01-01-2018 — 31-12-2018; Gennemsnit: 4, spredning: 0,8

Svarmulighed	01-01-2018 — 31-12-2018: Antal	01-01-2018 — 31-12-2018: Andel (%)
Helt enig	14	30
Delvist enig	21	45
Delvist uenig	1	2
Helt uenig	0	0
Hverken enig eller uenig	11	23
Total	47	-



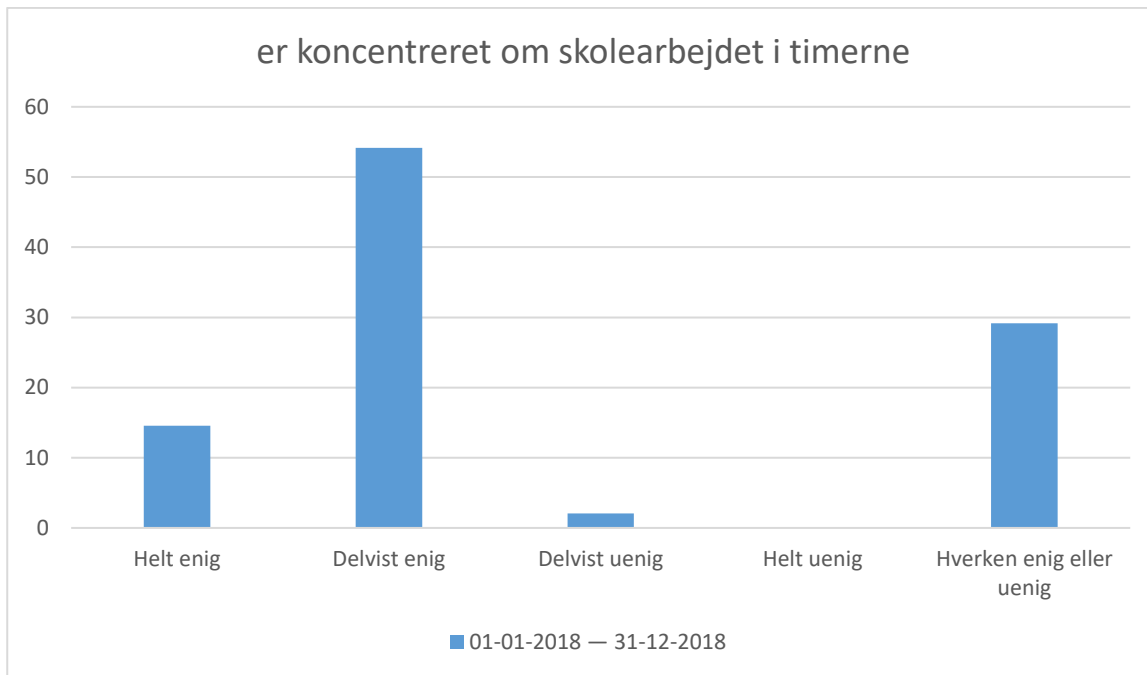
01-01-2018 — 31-12-2018; Gennemsnit: 2,9, spredning: 1,1

Svarmulighed	01-01-2018 — 31-12-2018: Antal		01-01-2018 — 31-12-2018: Andel (%)	
Helt enig		2		4
Delvist enig		15		32
Delvist uenig		15		32
Helt uenig		4		9
Hverken enig eller uenig		11		23
Total		47		-



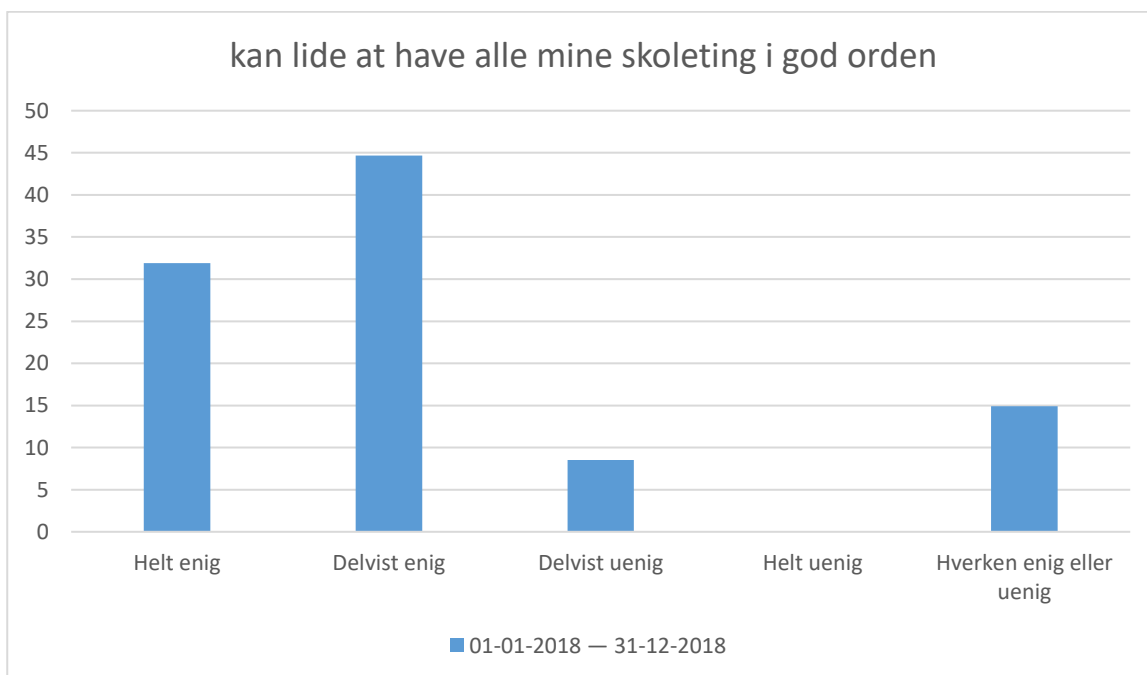
01-01-2018 — 31-12-2018; Gennemsnit: 4,2, spredning: 0,8

Svarmulighed	01-01-2018 — 31-12-2018: Antal		01-01-2018 — 31-12-2018: Andel (%)	
Helt enig		21		44
Delvist enig		16		33
Delvist uenig		0		0
Helt uenig		0		0
Hverken enig eller uenig		11		23
Total		48		-



01-01-2018 — 31-12-2018; Gennemsnit: 3,8, spredning: 0,7

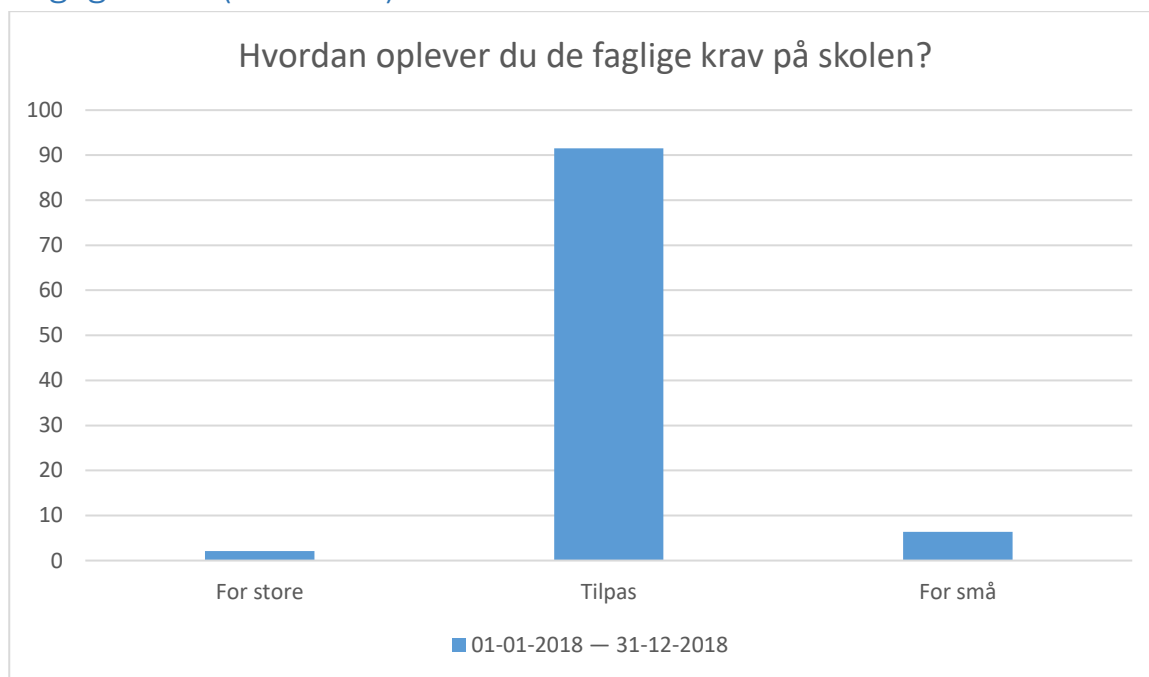
Svarmulighed	01-01-2018 — 31-12-2018: Antal	01-01-2018 — 31-12-2018: Andel (%)
Helt enig	7	15
Delvist enig	26	54
Delvist uenig	1	2
Helt uenig	0	0
Hverken enig eller uenig	14	29
Total	48	-



01-01-2018 — 31-12-2018; Gennemsnit: 4, spredning: 0,9

Svarmulighed	01-01-2018 — 31-12-2018: Antal	01-01-2018 — 31-12-2018: Andel (%)
Helt enig	15	32
Delvist enig	21	45
Delvist uenig	4	9
Helt uenig	0	0
Hverken enig eller uenig	7	15
Total	47	-

Faglige krav (GF 4 af 9)

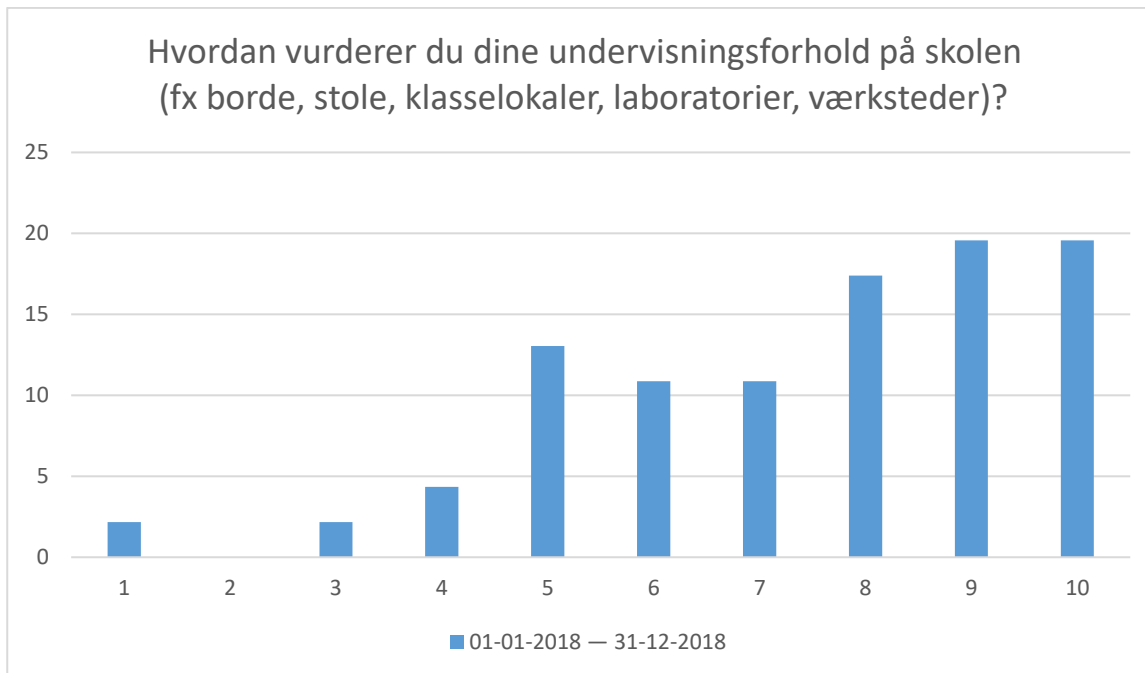


01-01-2018 — 31-12-2018; Gennemsnit og spredning kan ikke beregnes.

Svarmulighed	01-01-2018 — 31-12-2018: Antal	01-01-2018 — 31-12-2018: Andel (%)
For store	1	2
Tilpas	43	91
For små	3	6
Total	47	-

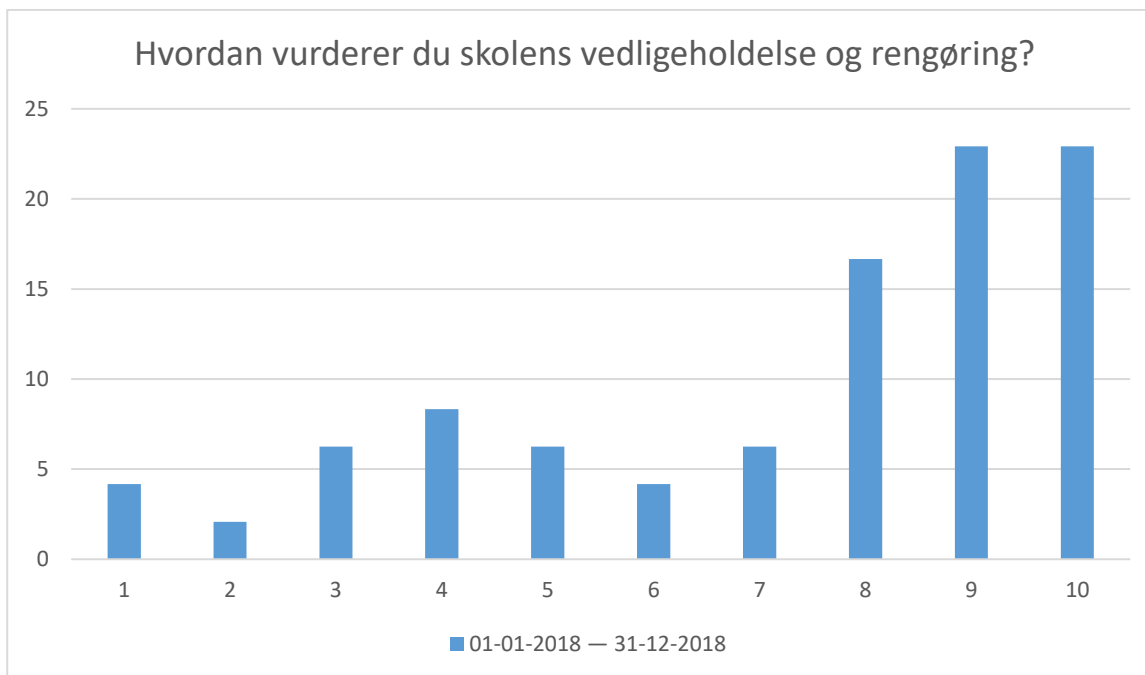
Fysisk miljø (GF 5 af 9)

Svar på en skala fra 1-10, hvor 1 er dårligst og 10 er bedst



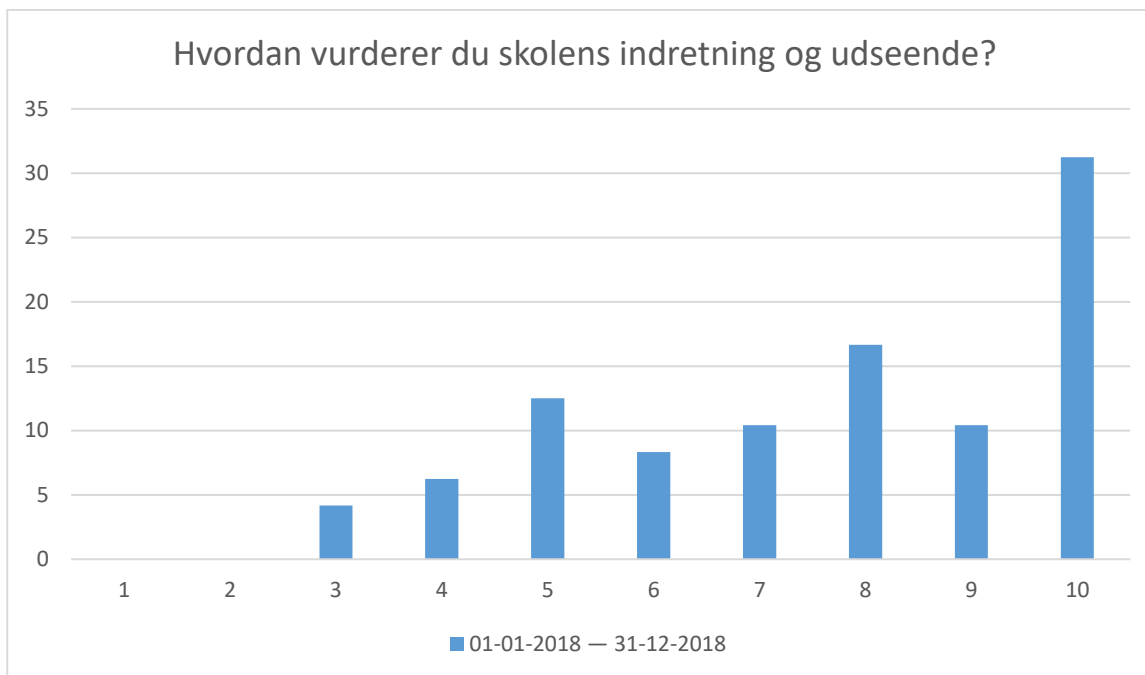
01-01-2018 — 31-12-2018; Gennemsnit: 7,4, spredning: 2,2

Svarmulighed	01-01-2018 — 31-12-2018: Antal	01-01-2018 — 31-12-2018: Andel (%)
1	1	2
2	0	0
3	1	2
4	2	4
5	6	13
6	5	11
7	5	11
8	8	17
9	9	20
10	9	20
Total	46	-



01-01-2018 — 31-12-2018; Gennemsnit: 7,3, spredning: 2,7

Svarmulighed	01-01-2018 — 31-12-2018: Antal	01-01-2018 — 31-12-2018: Andel (%)
1	2	4
2	1	2
3	3	6
4	4	8
5	3	6
6	2	4
7	3	6
8	8	17
9	11	23
10	11	23
Total	48	-

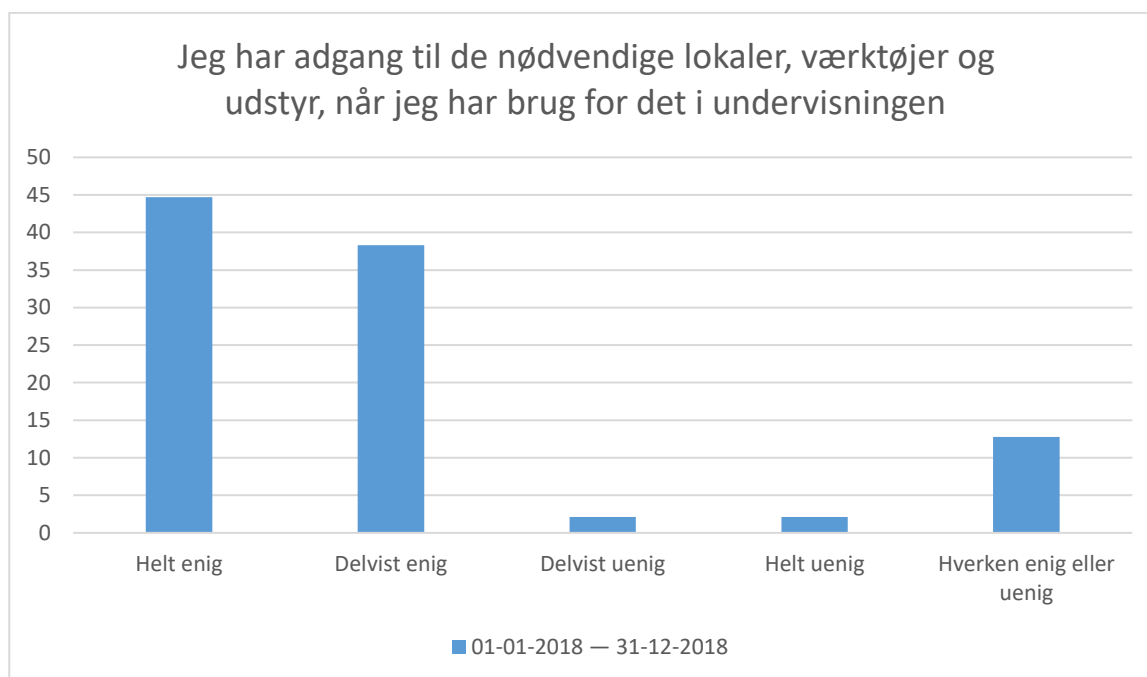


01-01-2018 — 31-12-2018; Gennemsnit: 7,6, spredning: 2,2

Svarmulighed	01-01-2018 — 31-12-2018: Antal	01-01-2018 — 31-12-2018: Andel (%)
1	0	0
2	0	0
3	2	4
4	3	6
5	6	13
6	4	8
7	5	10
8	8	17
9	5	10
10	15	31
Total	48	-

Faciliteter (GF 6 af 9)

Hvor enig eller uenig er du i, at...?

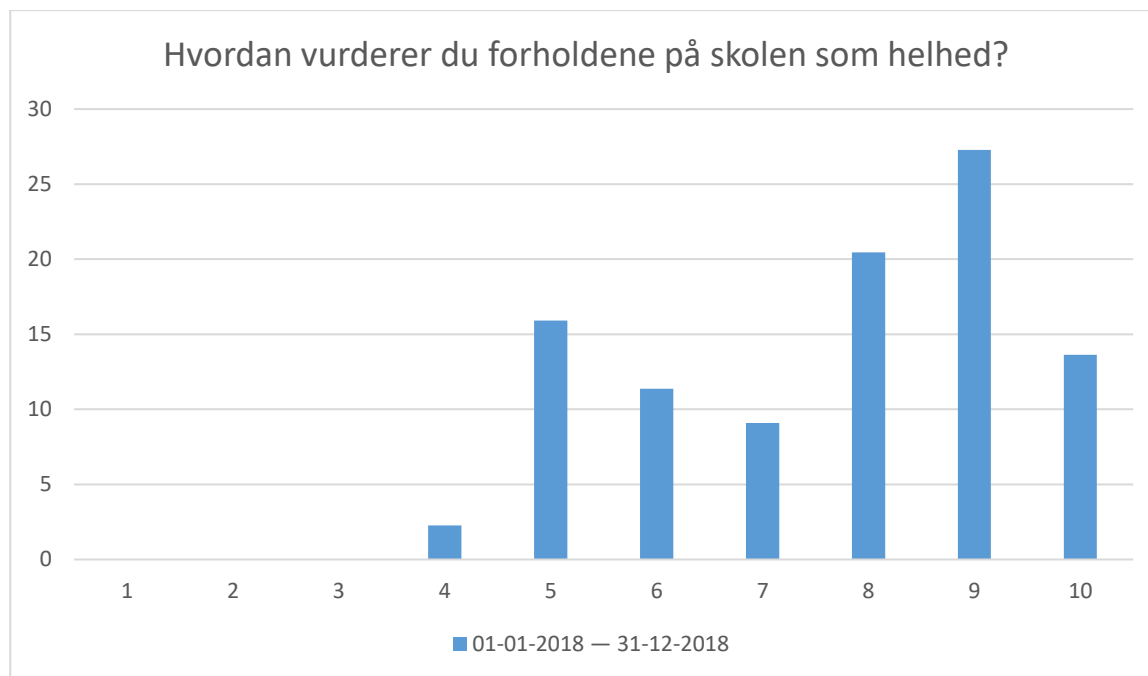


01-01-2018 — 31-12-2018; Gennemsnit: 4,2, spredning: 0,9

Svarmulighed	01-01-2018 — 31-12-2018: Antal	01-01-2018 — 31-12-2018: Andel (%)
Helt enig	21	45
Delvist enig	18	38
Delvist uenig	1	2
Helt uenig	1	2
Hverken enig eller uenig	6	13
Total	47	-

Skolen som helhed (GF 7 af 9)

Svar på en skala fra 1-10, hvor 1 er dårligst og 10 er bedst

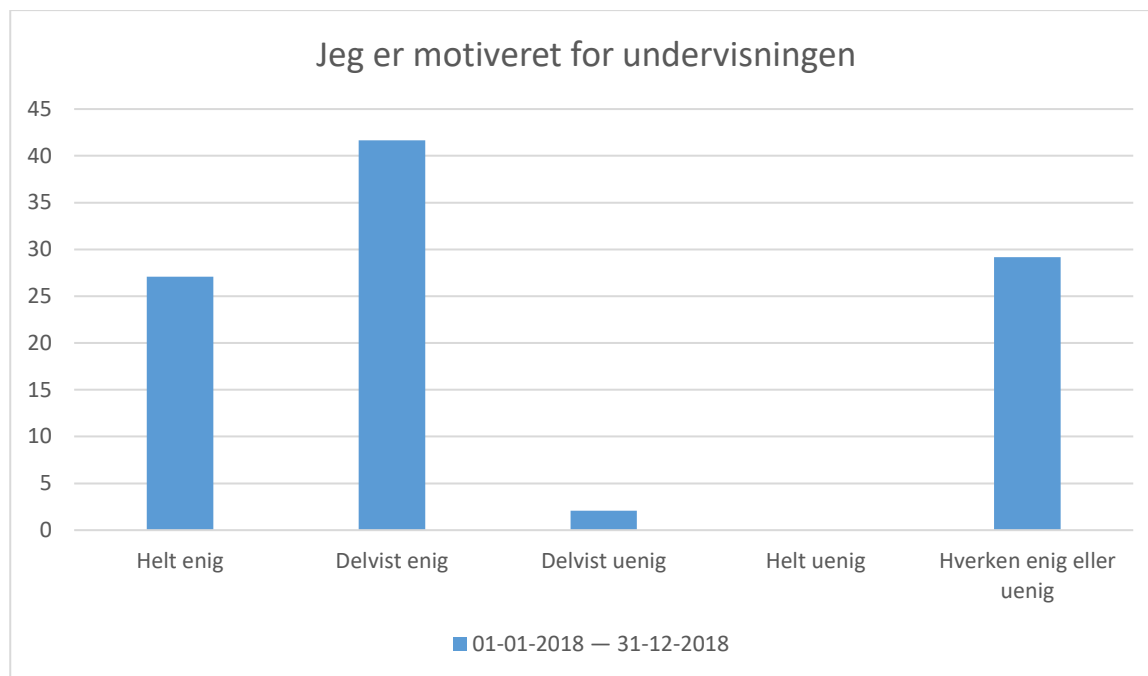


01-01-2018 — 31-12-2018; Gennemsnit: 7,7, spredning: 1,8

Svarmulighed	01-01-2018 — 31-12-2018: Antal	01-01-2018 — 31-12-2018: Andel (%)
1	0	0
2	0	0
3	0	0
4	1	2
5	7	16
6	5	11
7	4	9
8	9	20
9	12	27
10	6	14
Total	44	-

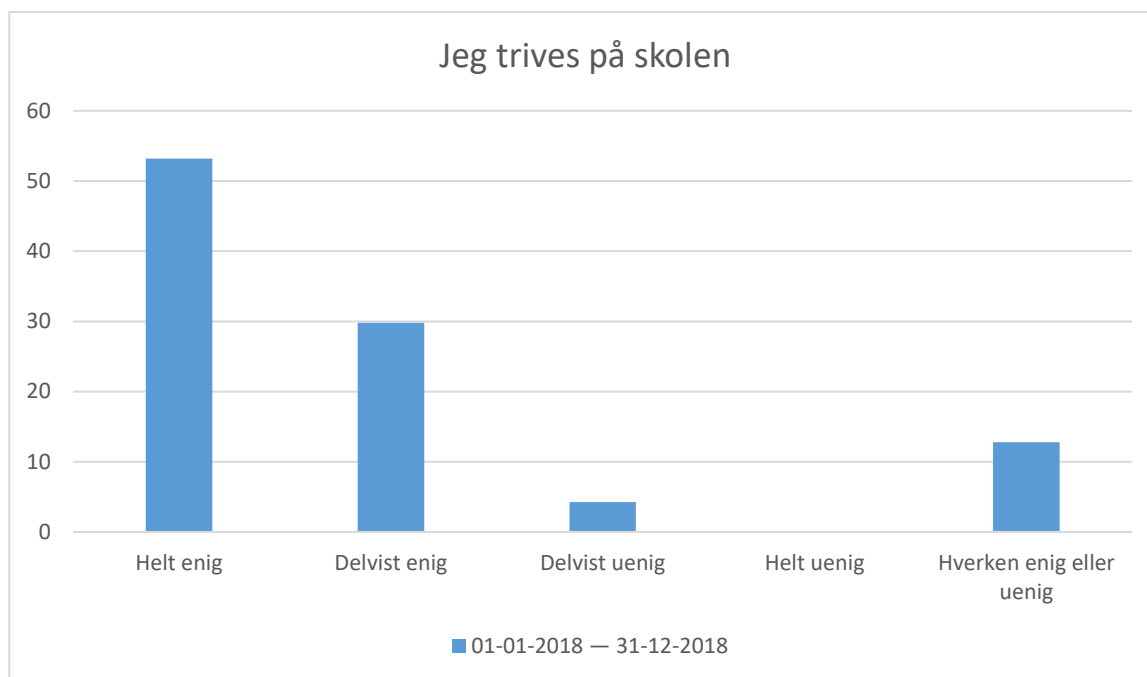
Trivsel (GF 8 af 9)

Hvor enig eller uenig er du i, at...?



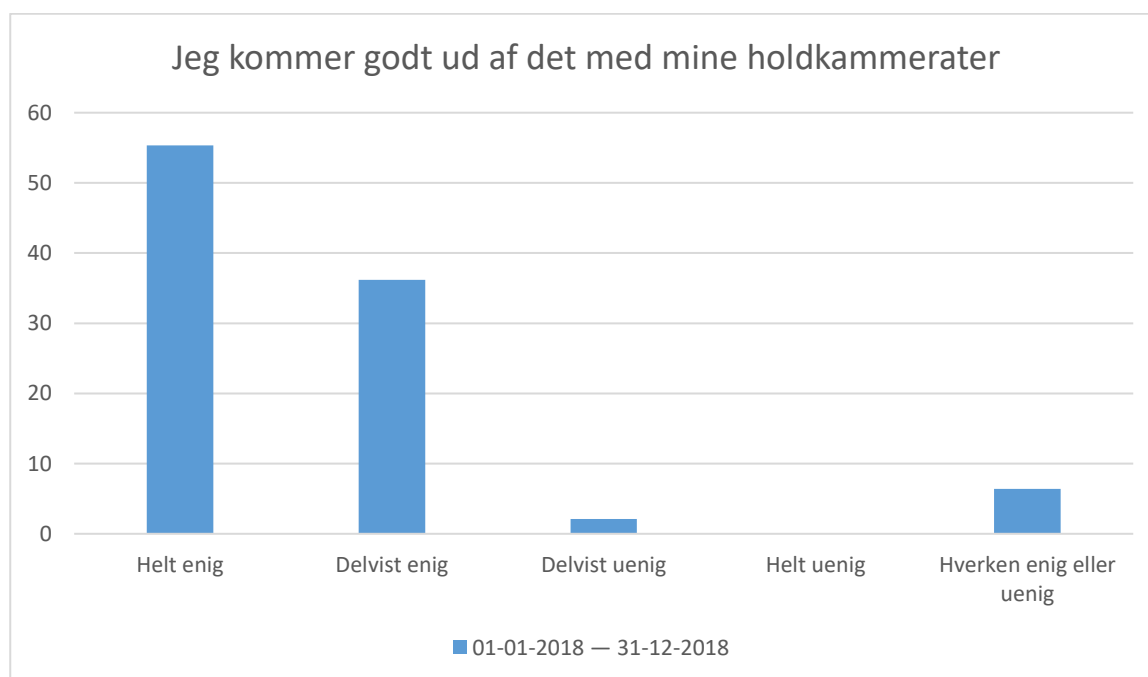
01-01-2018 — 31-12-2018; Gennemsnit: 3,9, spredning: 0,8

Svarmulighed	01-01-2018 — 31-12-2018: Antal	01-01-2018 — 31-12-2018: Andel (%)
Helt enig	13	27
Delvist enig	20	42
Delvist uenig	1	2
Helt uenig	0	0
Hverken enig eller uenig	14	29
Total	48	-



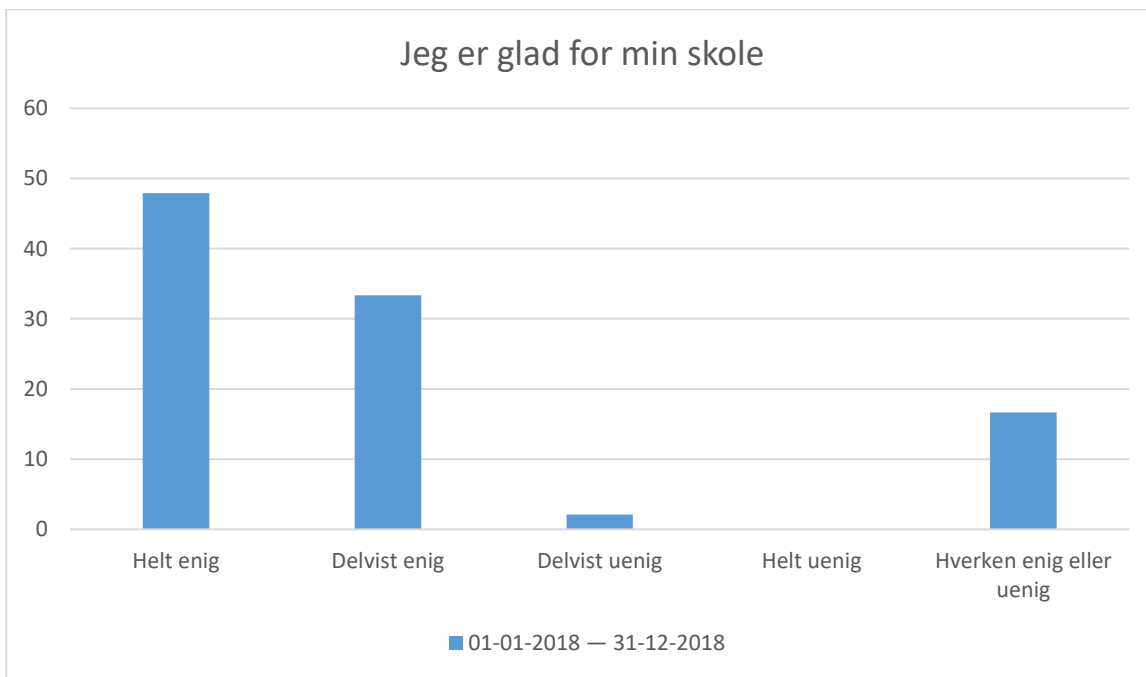
01-01-2018 — 31-12-2018; Gennemsnit: 4,3, spredning: 0,9

Svarmulighed	01-01-2018 — 31-12-2018: Antal	01-01-2018 — 31-12-2018: Andel (%)
Helt enig	25	53
Delvist enig	14	30
Delvist uenig	2	4
Helt uenig	0	0
Hverken enig eller uenig	6	13
Total	47	-



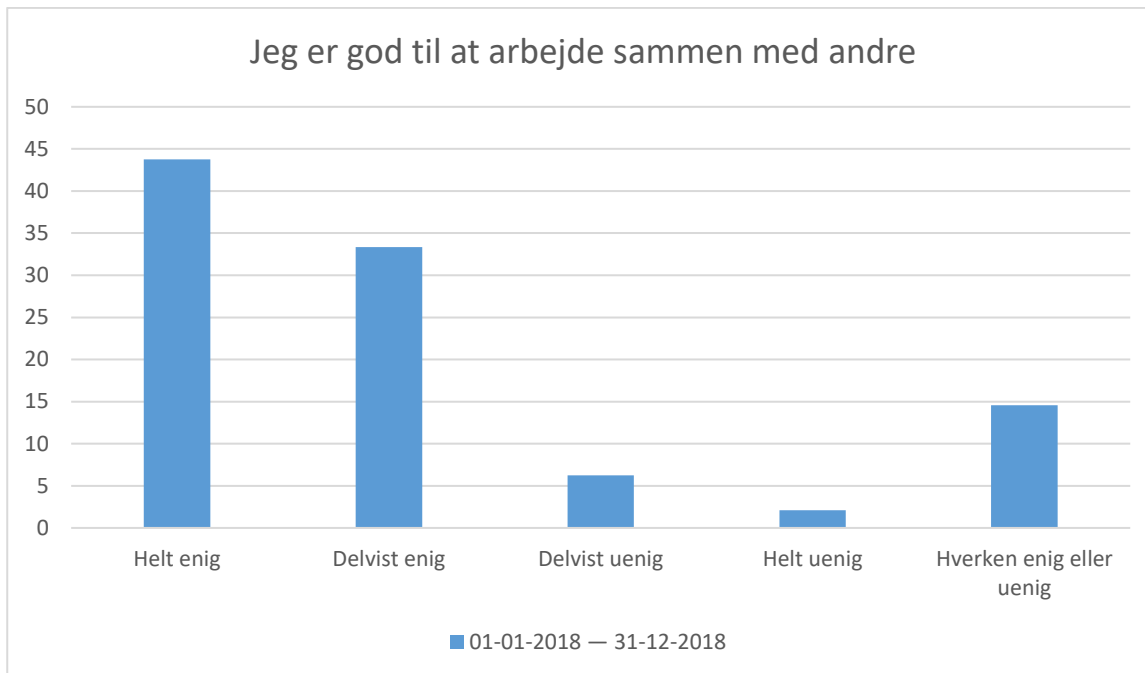
01-01-2018 — 31-12-2018; Gennemsnit: 4,4, spredning: 0,7

Svarmulighed	01-01-2018 — 31-12-2018: Antal	01-01-2018 — 31-12-2018: Andel (%)
Helt enig	26	55
Delvist enig	17	36
Delvist uenig	1	2
Helt uenig	0	0
Hverken enig eller uenig	3	6
Total	47	-



01-01-2018 — 31-12-2018; Gennemsnit: 4,3, spredning: 0,8

Svarmulighed	01-01-2018 — 31-12-2018: Antal	01-01-2018 — 31-12-2018: Andel (%)
Helt enig	23	48
Delvist enig	16	33
Delvist uenig	1	2
Helt uenig	0	0
Hverken enig eller uenig	8	17
Total	48	-

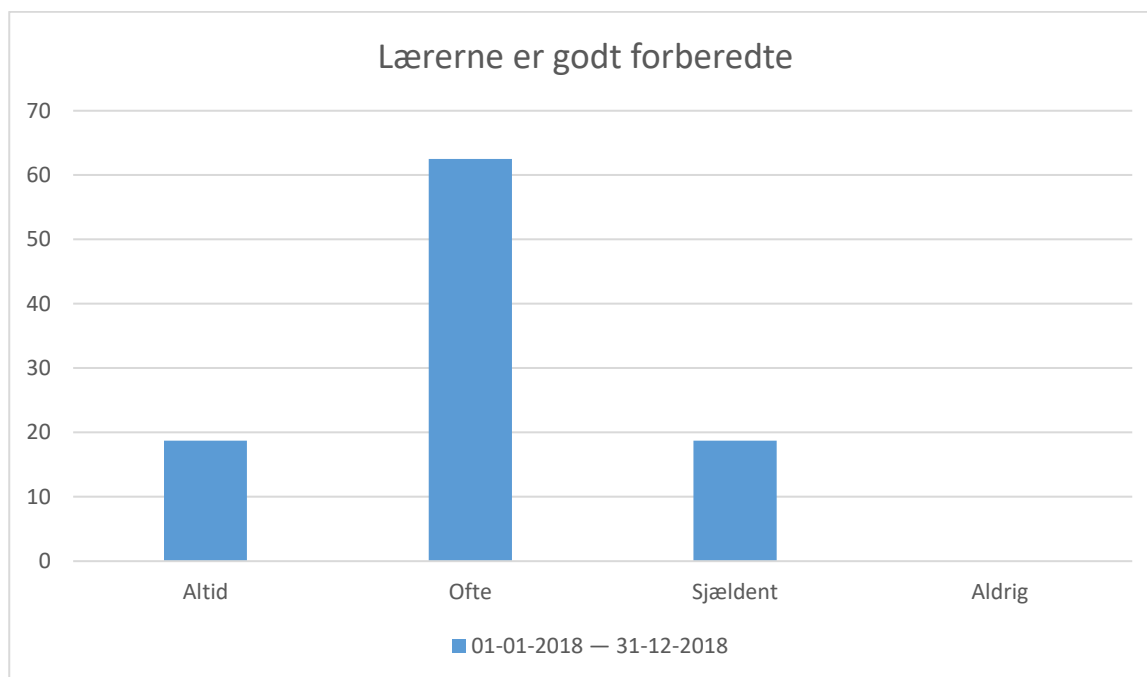


01-01-2018 — 31-12-2018; Gennemsnit: 4,1, spredning: 1

Svarmulighed	01-01-2018 — 31-12-2018: Antal		01-01-2018 — 31-12-2018: Andel (%)	
Helt enig	21	44	44	44
Delvist enig	16	33	33	33
Delvist uenig	3	6	6	6
Helt uenig	1	2	2	2
Hverken enig eller uenig	7	15	15	15
Total	48	-	-	-

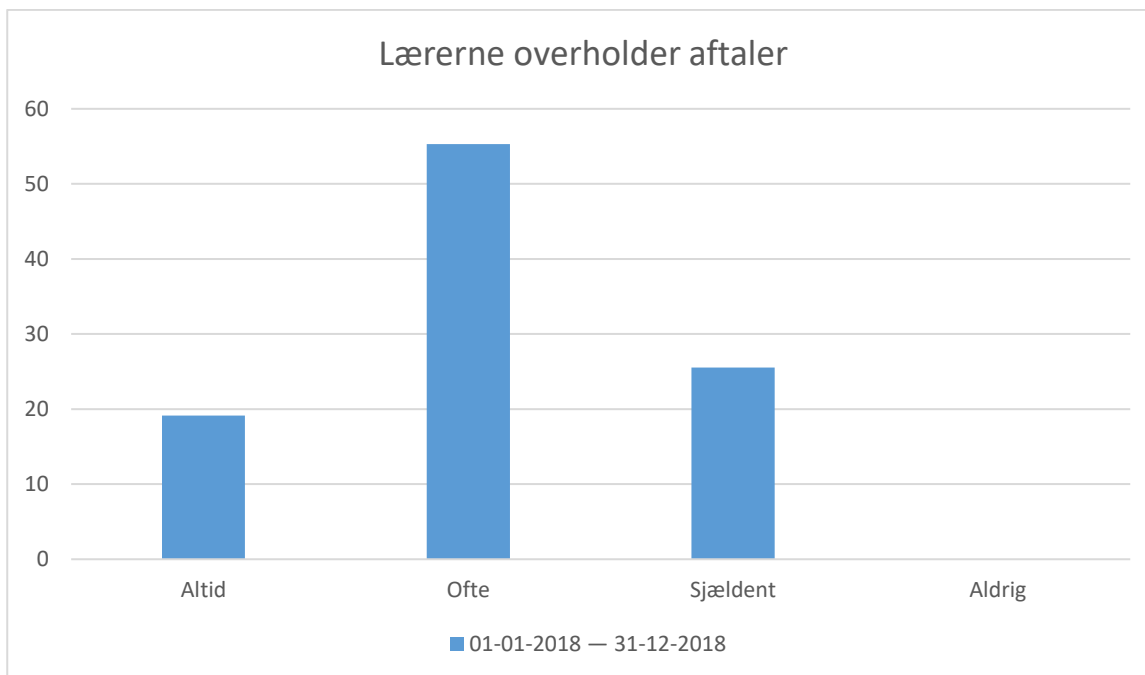
Lærerne (GF 9 af 9)

Hvor ofte synes du, at...?



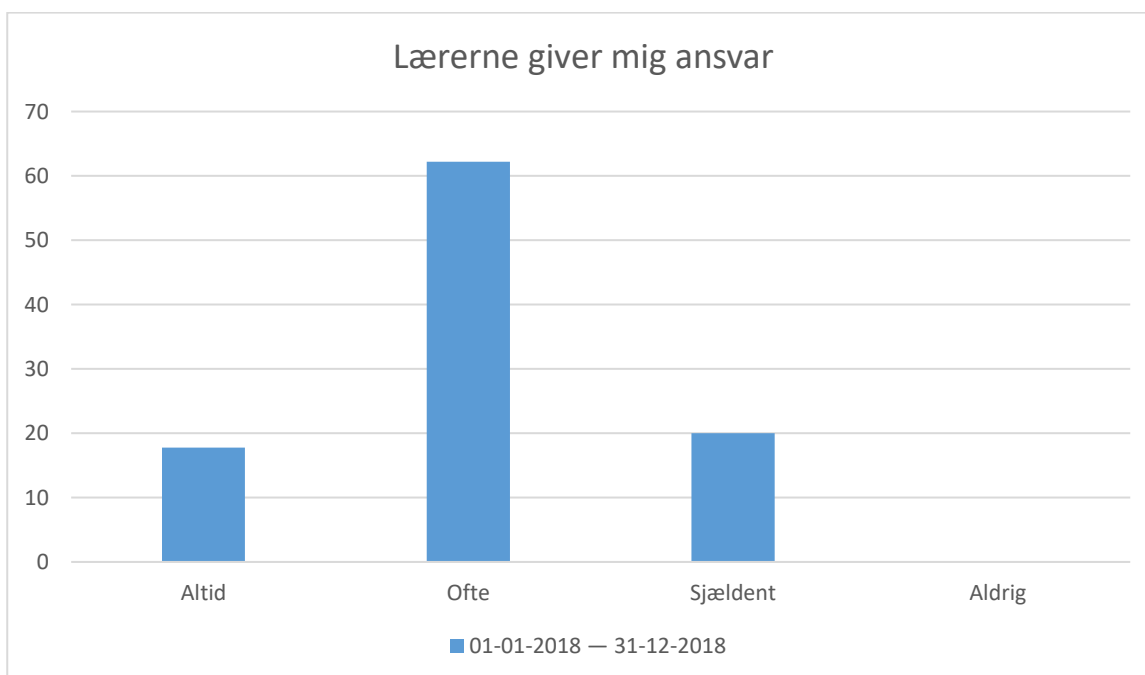
01-01-2018 — 31-12-2018; Gennemsnit: 3, spredning: 0,6

Svarmulighed	01-01-2018 — 31-12-2018: Antal	01-01-2018 — 31-12-2018: Andel (%)
Altid	9	19
Ofte	30	63
Sjældent	9	19
Aldrig	0	0
Total	48	-



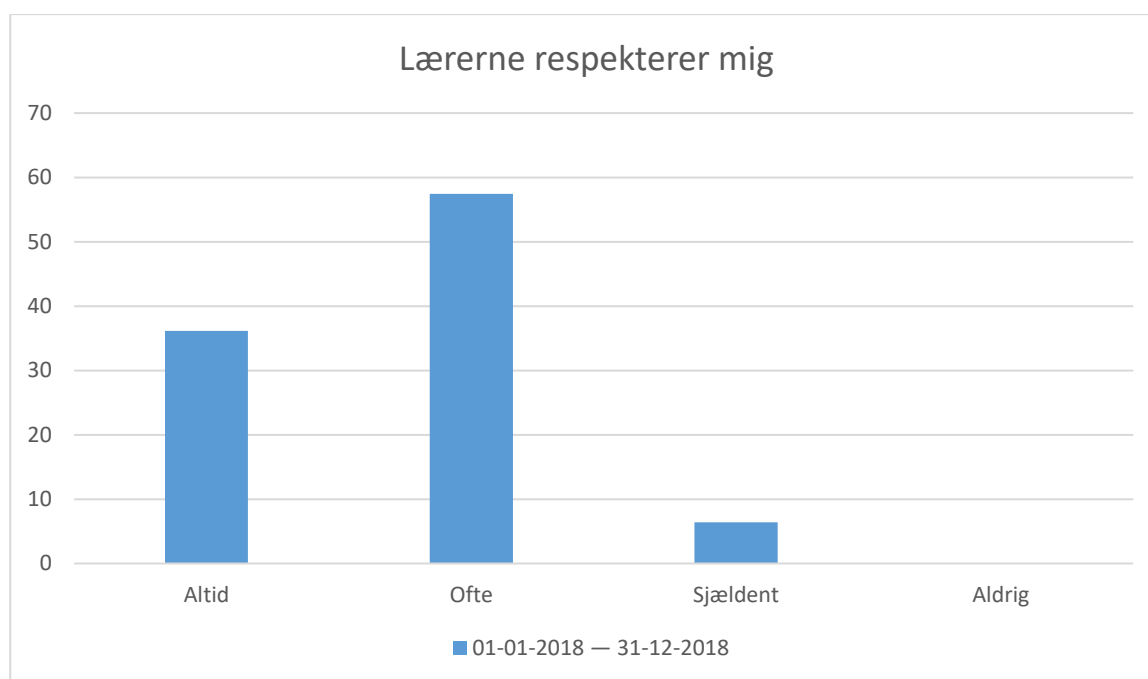
01-01-2018 — 31-12-2018; Gennemsnit: 2,9, spredning: 0,7

Svarmulighed	01-01-2018 — 31-12-2018: Antal	01-01-2018 — 31-12-2018: Andel (%)
Altid	9	19
Ofte	26	55
Sjældent	12	26
Aldrig	0	0
Total	47	-



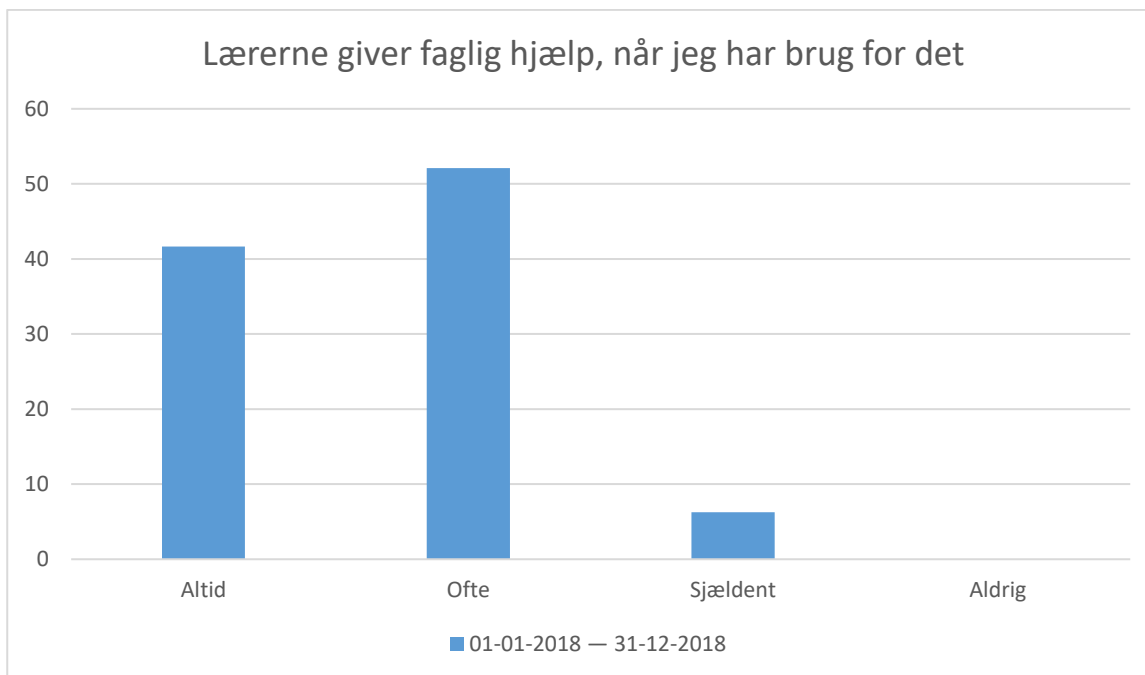
01-01-2018 — 31-12-2018; Gennemsnit: 3, spredning: 0,6

Svarmulighed	01-01-2018 — 31-12-2018: Antal	01-01-2018 — 31-12-2018: Andel (%)
Altid	8	18
Ofte	28	62
Sjældent	9	20
Aldrig	0	0
Total	45	-



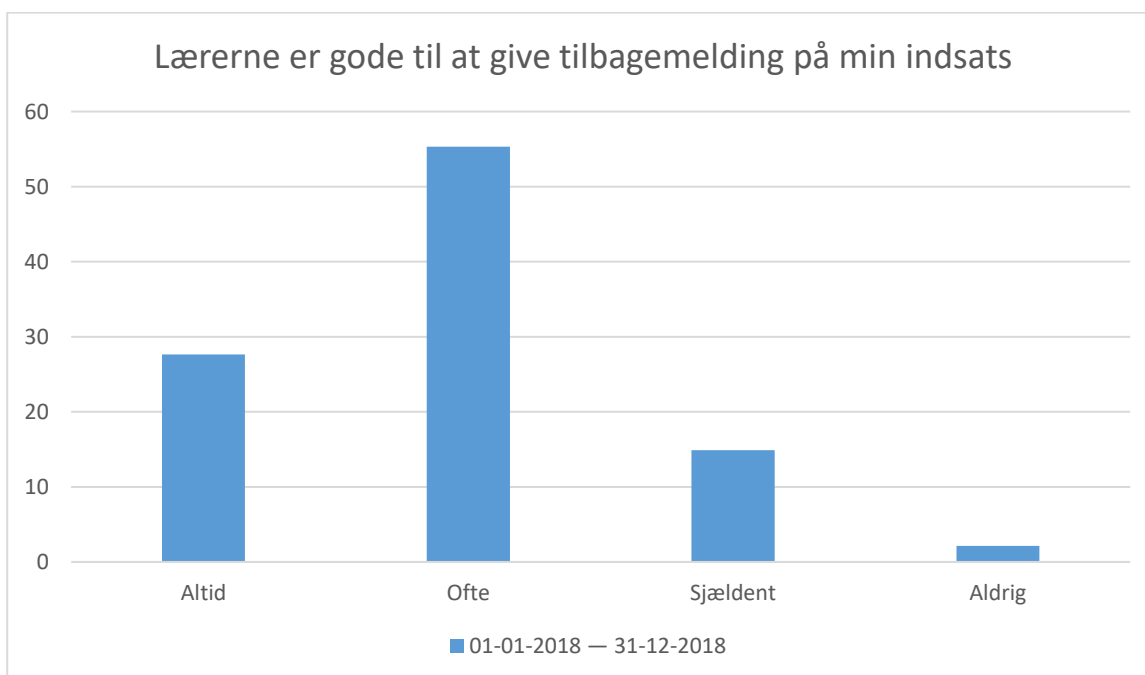
01-01-2018 — 31-12-2018; Gennemsnit: 3,3, spredning: 0,6

Svarmulighed	01-01-2018 — 31-12-2018: Antal	01-01-2018 — 31-12-2018: Andel (%)
Altid	17	36
Ofte	27	57
Sjældent	3	6
Aldrig	0	0
Total	47	-



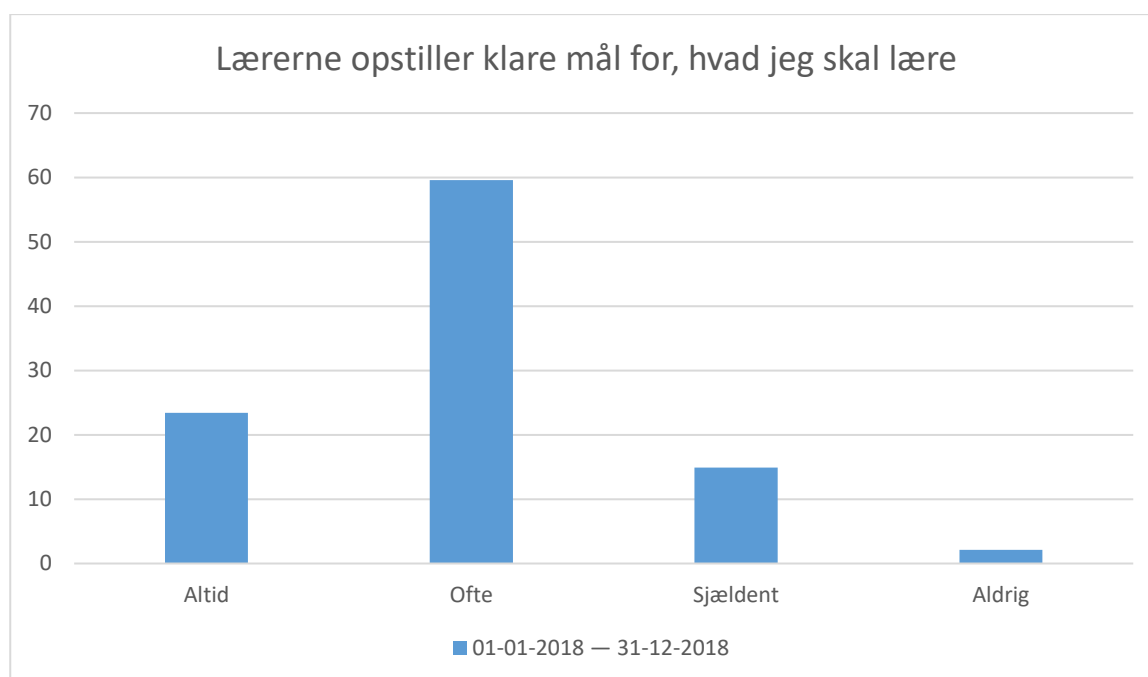
01-01-2018 — 31-12-2018; Gennemsnit: 3,4, spredning: 0,6

Svarmulighed	01-01-2018 — 31-12-2018: Antal	01-01-2018 — 31-12-2018: Andel (%)
Altid	20	42
Ofte	25	52
Sjældent	3	6
Aldrig	0	0
Total	48	-



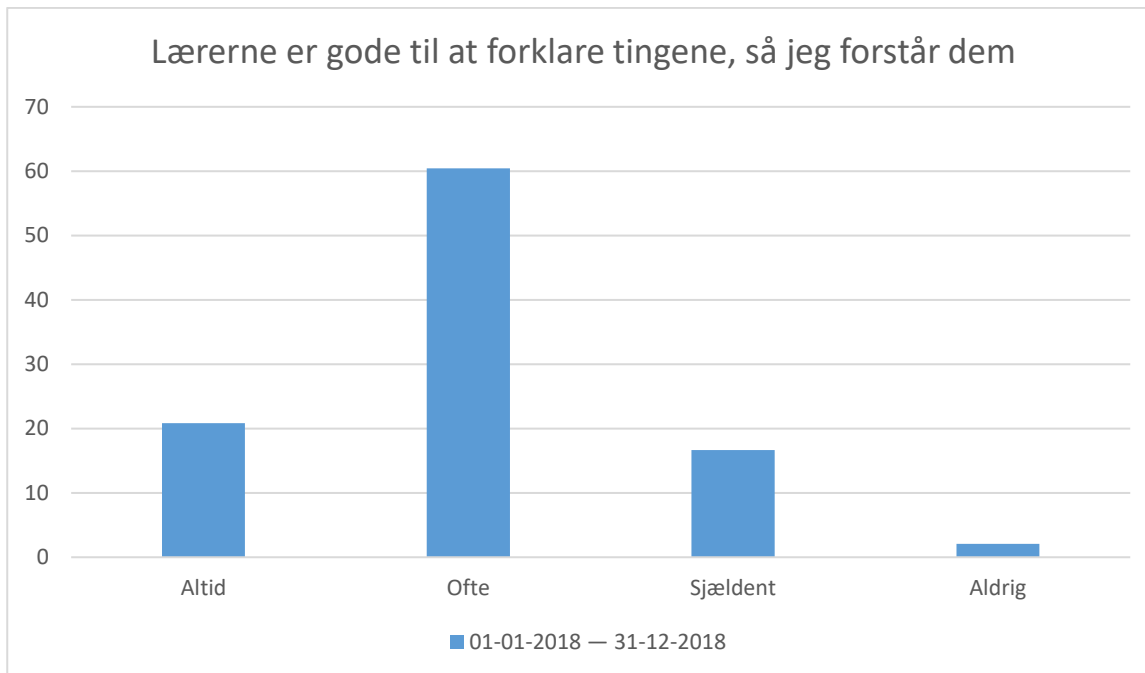
01-01-2018 — 31-12-2018; Gennemsnit: 3,1, spredning: 0,7

Svarmulighed	01-01-2018 — 31-12-2018: Antal	01-01-2018 — 31-12-2018: Andel (%)
Altid	13	28
Ofte	26	55
Sjældent	7	15
Aldrig	1	2
Total	47	-



01-01-2018 — 31-12-2018; Gennemsnit: 3, spredning: 0,7

Svarmulighed	01-01-2018 — 31-12-2018: Antal	01-01-2018 — 31-12-2018: Andel (%)
Altid	11	23
Ofte	28	60
Sjældent	7	15
Aldrig	1	2
Total	47	-



01-01-2018 — 31-12-2018; Gennemsnit: 3, spredning: 0,7

Svarmulighed	01-01-2018 — 31-12-2018: Antal	01-01-2018 — 31-12-2018: Andel (%)
Altid	10	21
Ofte	29	60
Sjældent	8	17
Aldrig	1	2
Total	48	-

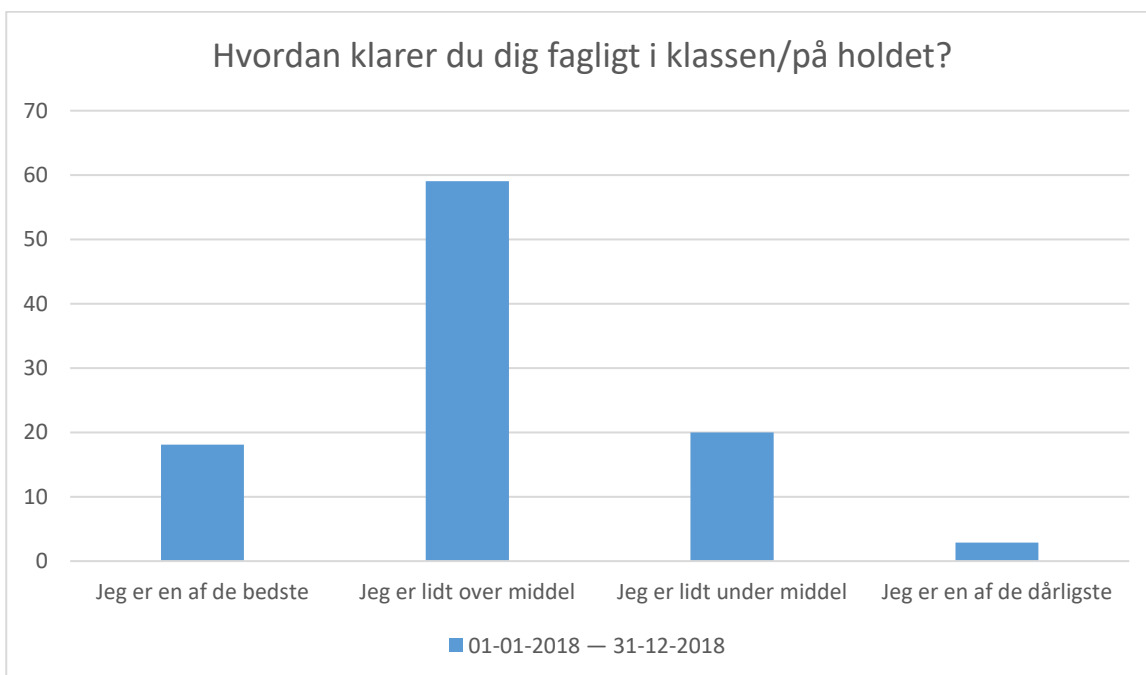
Egen indsats (HF 2 af 13)

Hvor enig eller uenig er du i, at...?



01-01-2018 — 31-12-2018; Gennemsnit: 4,1, spredning: 0,9

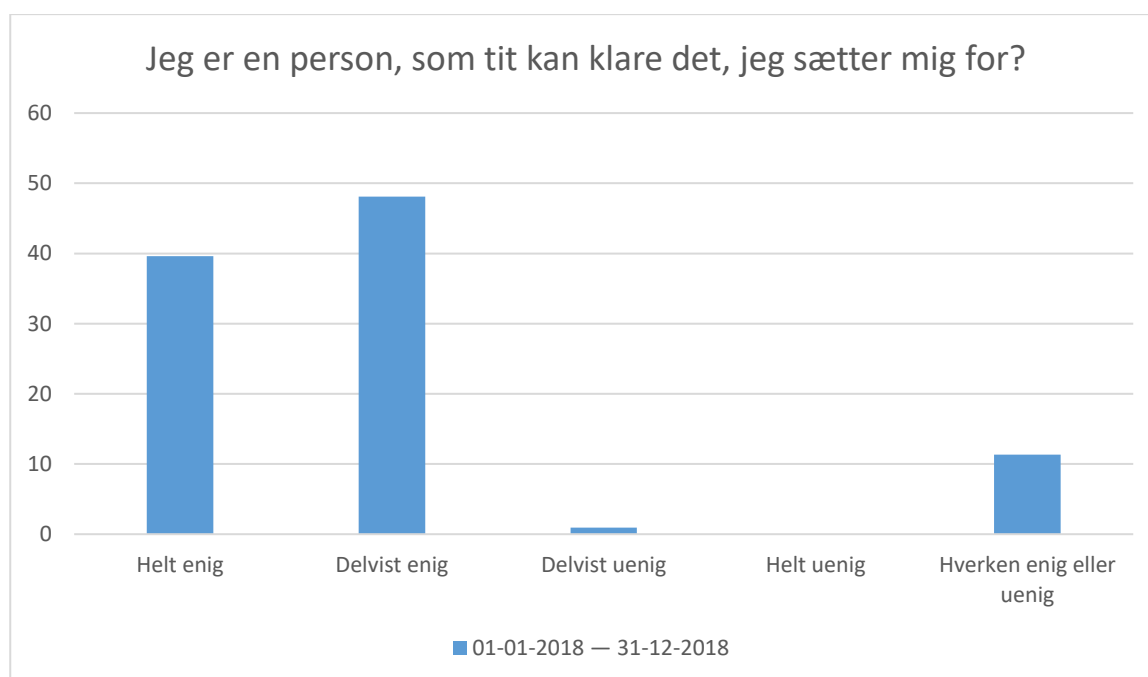
Svarmulighed	01-01-2018 — 31-12-2018: Antal	01-01-2018 — 31-12-2018: Andel (%)
Helt enig	37	35
Delvist enig	53	50
Delvist uenig	1	1
Helt uenig	3	3
Hverken enig eller uenig	13	12
Total	107	-



01-01-2018 — 31-12-2018; Gennemsnit: 2,9, spredning: 0,7

Svarmulighed	01-01-2018 — 31-12-2018: Antal	01-01-2018 — 31-12-2018: Andel (%)
Jeg er en af de bedste	19	18
Jeg er lidt over middel	62	59
Jeg er lidt under middel	21	20
Jeg er en af de dårligste	3	3
Total	105	-

Hvor enig eller uenig er du i, at...?

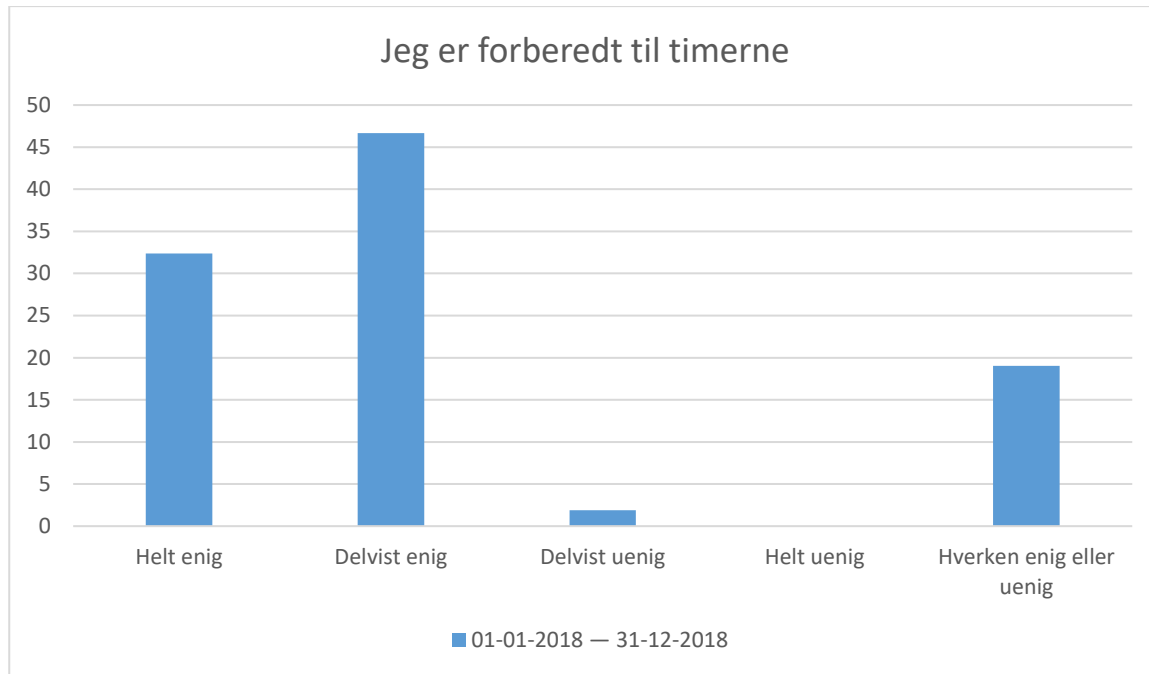


01-01-2018 — 31-12-2018; Gennemsnit: 4,3, spredning: 0,7

Svarmulighed	01-01-2018 — 31-12-2018: Antal	01-01-2018 — 31-12-2018: Andel (%)
Helt enig	42	40
Delvist enig	51	48
Delvist uenig	1	1
Helt uenig	0	0
Hverken enig eller uenig	12	11
Total	106	-

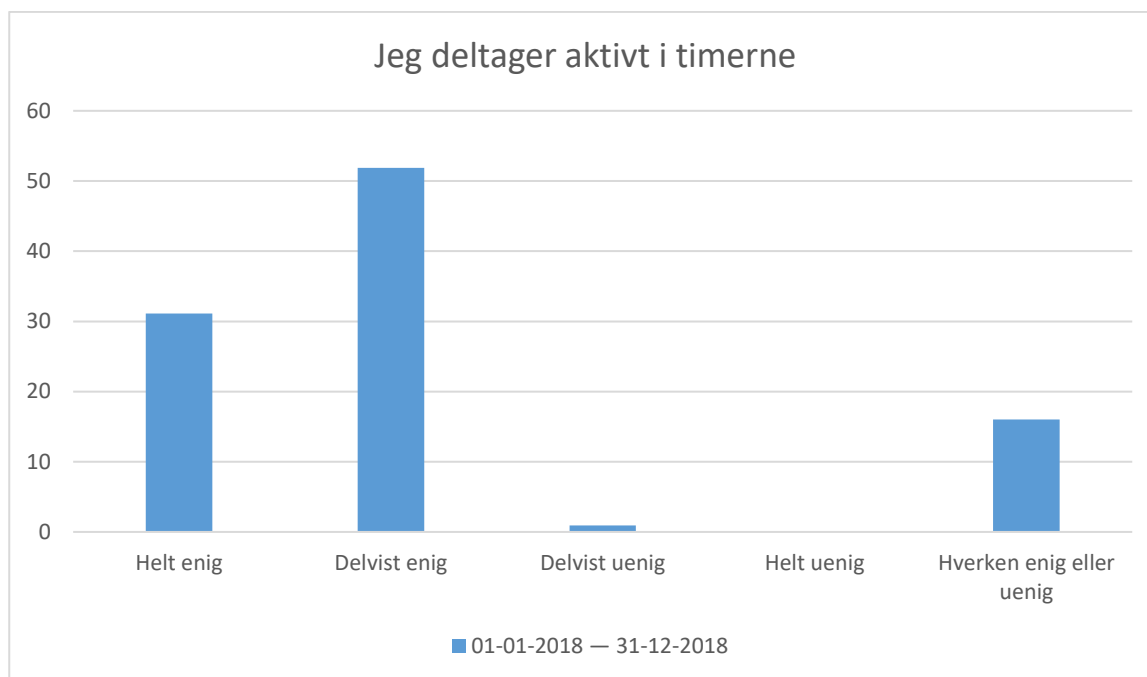
Egen indsats (HF 3 af 13)

Hvor enig eller uenig er du i, at ...?



01-01-2018 — 31-12-2018; Gennemsnit: 4,1, spredning: 0,8

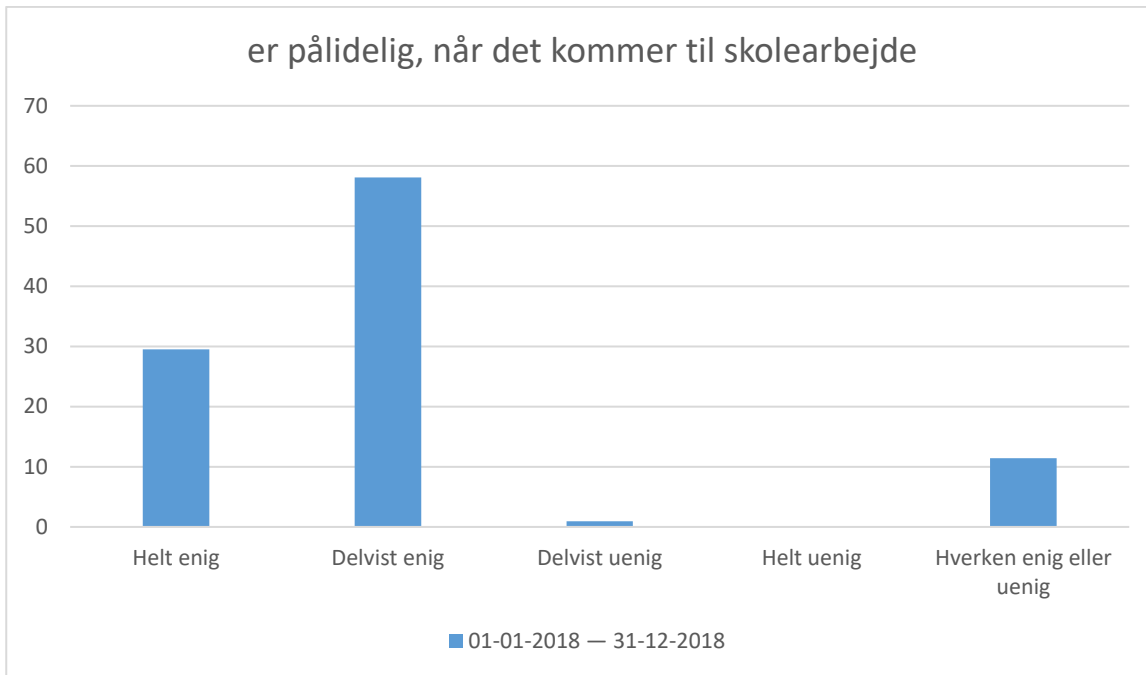
Svarmulighed	01-01-2018 — 31-12-2018: Antal	01-01-2018 — 31-12-2018: Andel (%)
Helt enig	34	32
Delvist enig	49	47
Delvist uenig	2	2
Helt uenig	0	0
Hverken enig eller uenig	20	19
Total	105	-



01-01-2018 — 31-12-2018; Gennemsnit: 4,1, spredning: 0,7

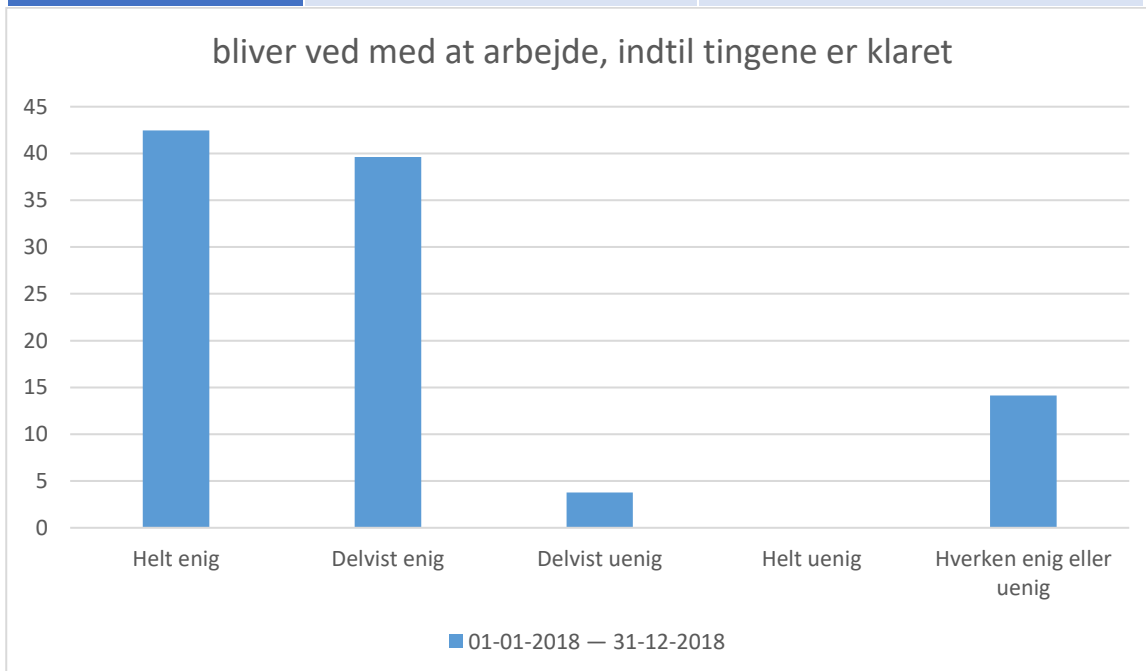
Svarmulighed	01-01-2018 — 31-12-2018: Antal		01-01-2018 — 31-12-2018: Andel (%)	
Helt enig		33		31
Delvist enig		55		52
Delvist uenig		1		1
Helt uenig		0		0
Hverken enig eller uenig		17		16
Total		106		-

Jeg er en person, som ...



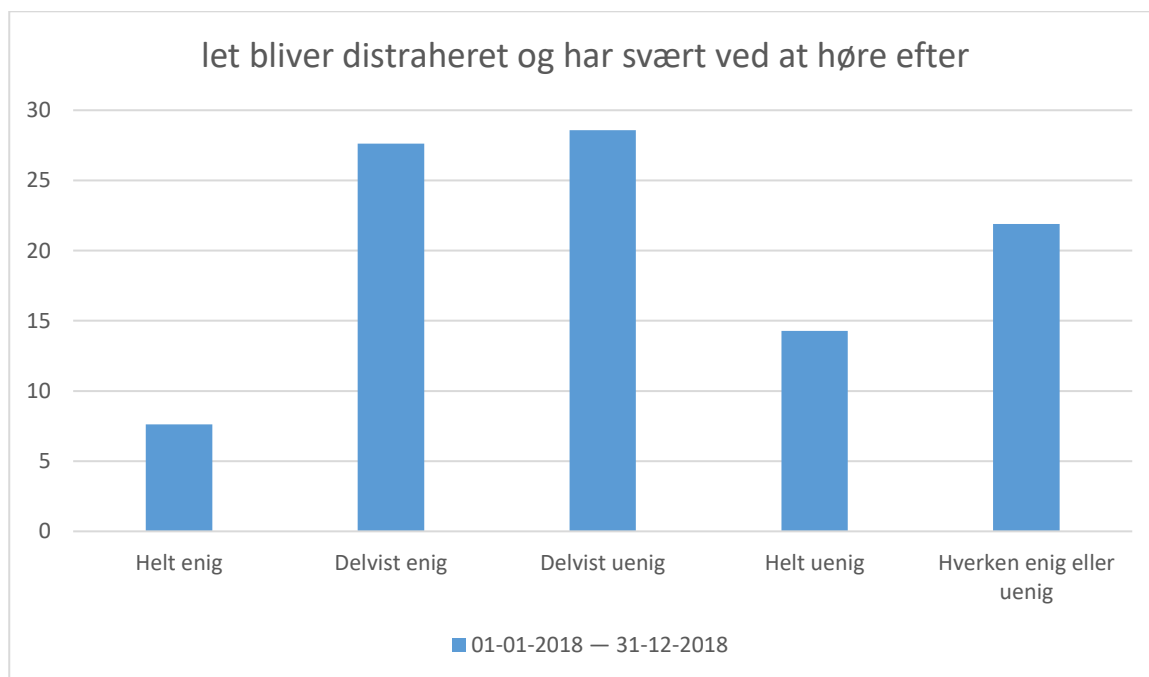
01-01-2018 — 31-12-2018; Gennemsnit: 4,2, spredning: 0,7

Svarmulighed	01-01-2018 — 31-12-2018: Antal	01-01-2018 — 31-12-2018: Andel (%)
Helt enig	31	30
Delvist enig	61	58
Delvist uenig	1	1
Helt uenig	0	0
Hverken enig eller uenig	12	11
Total	105	-



01-01-2018 — 31-12-2018; Gennemsnit: 4,2, spredning: 0,8

Svarmulighed	01-01-2018 — 31-12-2018: Antal		01-01-2018 — 31-12-2018: Andel (%)	
Helt enig	45		42	
Delvist enig	42		40	
Delvist uenig	4		4	
Helt uenig	0		0	
Hverken enig eller uenig	15		14	
Total	106		-	



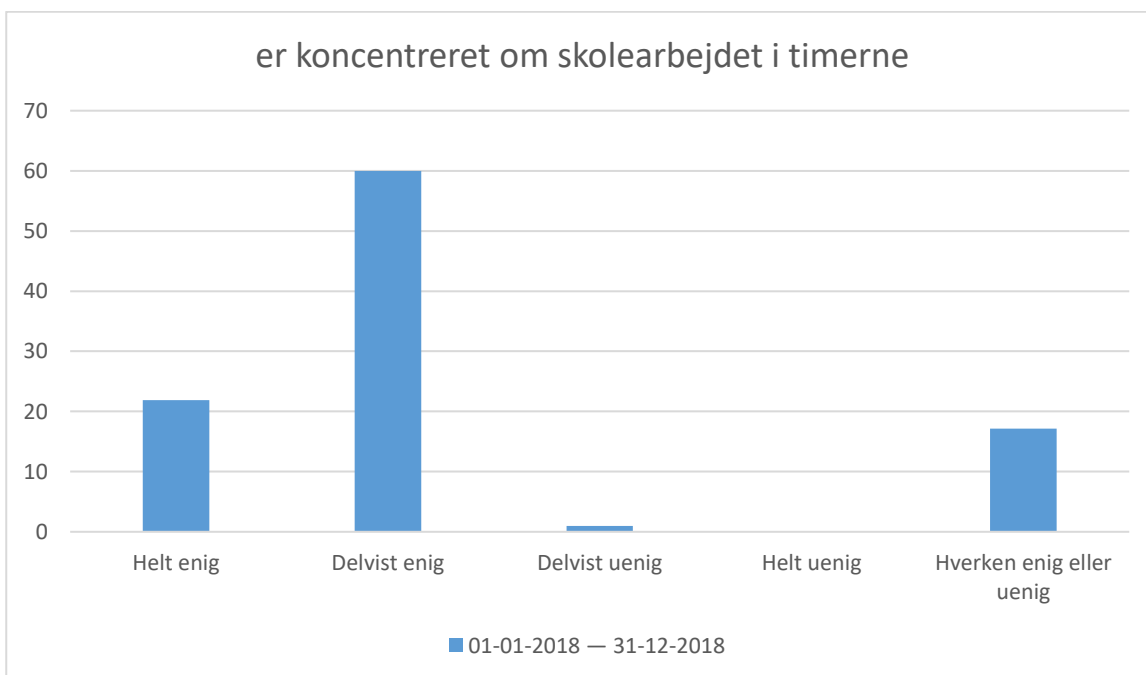
01-01-2018 — 31-12-2018; Gennemsnit: 2,9, spredning: 1,2

Svarmulighed	01-01-2018 — 31-12-2018: Antal		01-01-2018 — 31-12-2018: Andel (%)	
Helt enig	8		8	
Delvist enig	29		28	
Delvist uenig	30		29	
Helt uenig	15		14	
Hverken enig eller uenig	23		22	
Total	105		-	



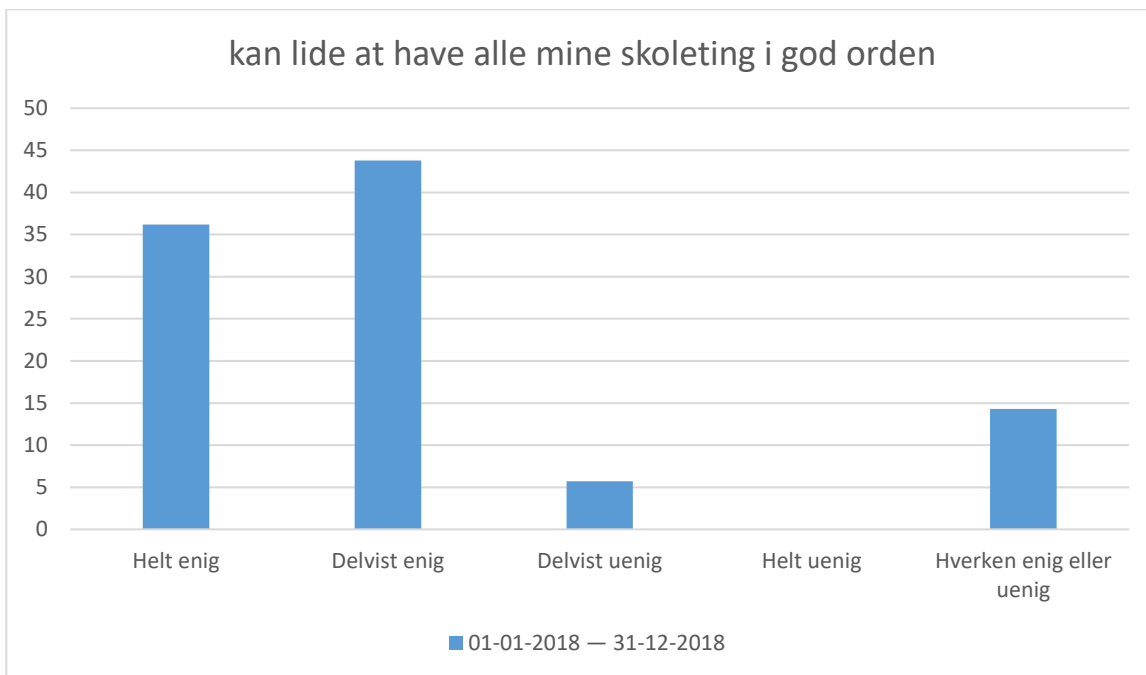
01-01-2018 — 31-12-2018; Gennemsnit: 4,3, spredning: 0,7

Svarmulighed	01-01-2018 — 31-12-2018: Antal	01-01-2018 — 31-12-2018: Andel (%)
Helt enig	49	46
Delvist enig	44	42
Delvist uenig	2	2
Helt uenig	0	0
Hverken enig eller uenig	11	10
Total	106	-



01-01-2018 — 31-12-2018; Gennemsnit: 4, spredning: 0,7

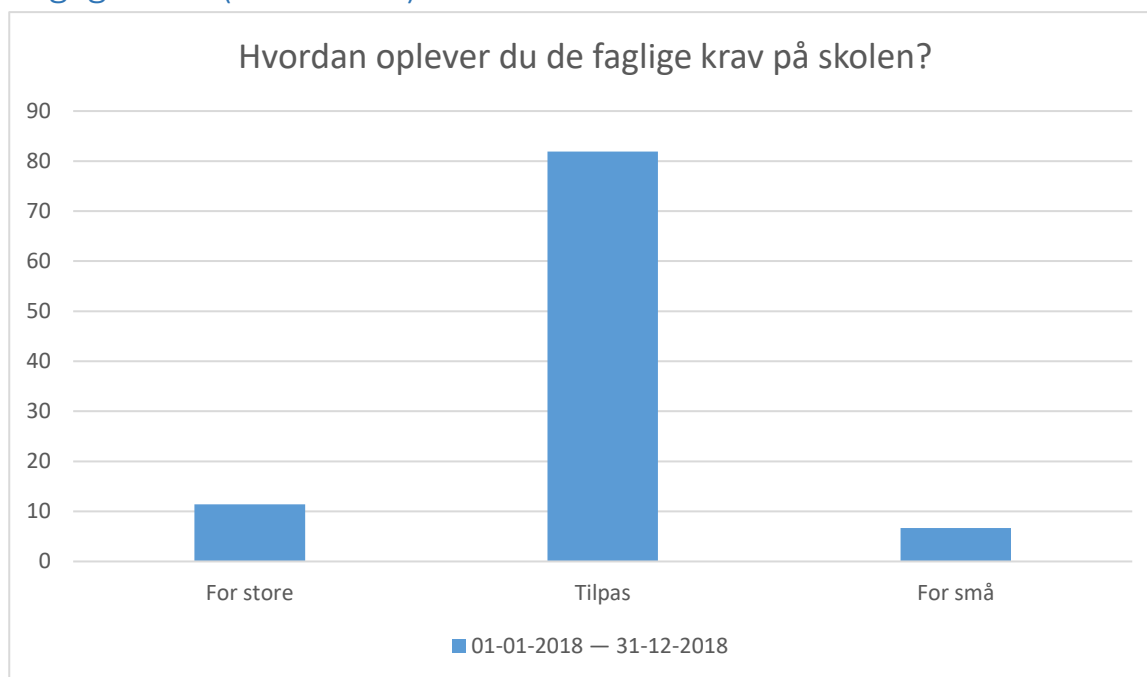
Svarmulighed	01-01-2018 — 31-12-2018: Antal	01-01-2018 — 31-12-2018: Andel (%)
Helt enig	23	22
Delvist enig	63	60
Delvist uenig	1	1
Helt uenig	0	0
Hverken enig eller uenig	18	17
Total	105	-



01-01-2018 — 31-12-2018; Gennemsnit: 4,1, spredning: 0,9

Svarmulighed	01-01-2018 — 31-12-2018: Antal	01-01-2018 — 31-12-2018: Andel (%)
Helt enig	38	36
Delvist enig	46	44
Delvist uenig	6	6
Helt uenig	0	0
Hverken enig eller uenig	15	14
Total	105	-

Faglige krav (HF 4 af 13)



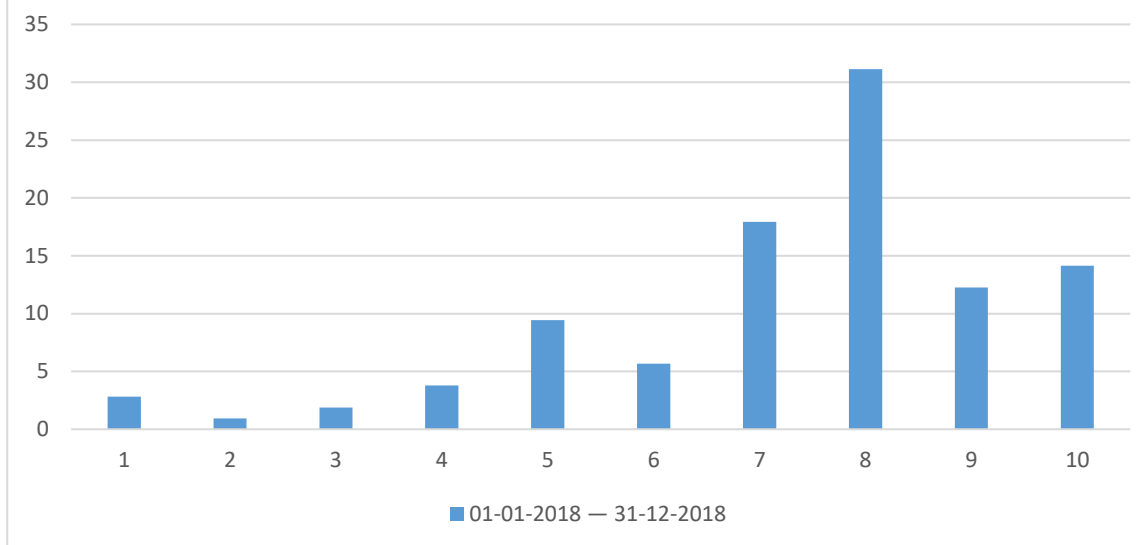
01-01-2018 — 31-12-2018; Gennemsnit og spredning kan ikke beregnes.

Svarmulighed	01-01-2018 — 31-12-2018: Antal	01-01-2018 — 31-12-2018: Andel (%)
For store	12	11
Tilpas	86	82
For små	7	7
Total	105	-

Fysisk miljø (HF 5 af 13)

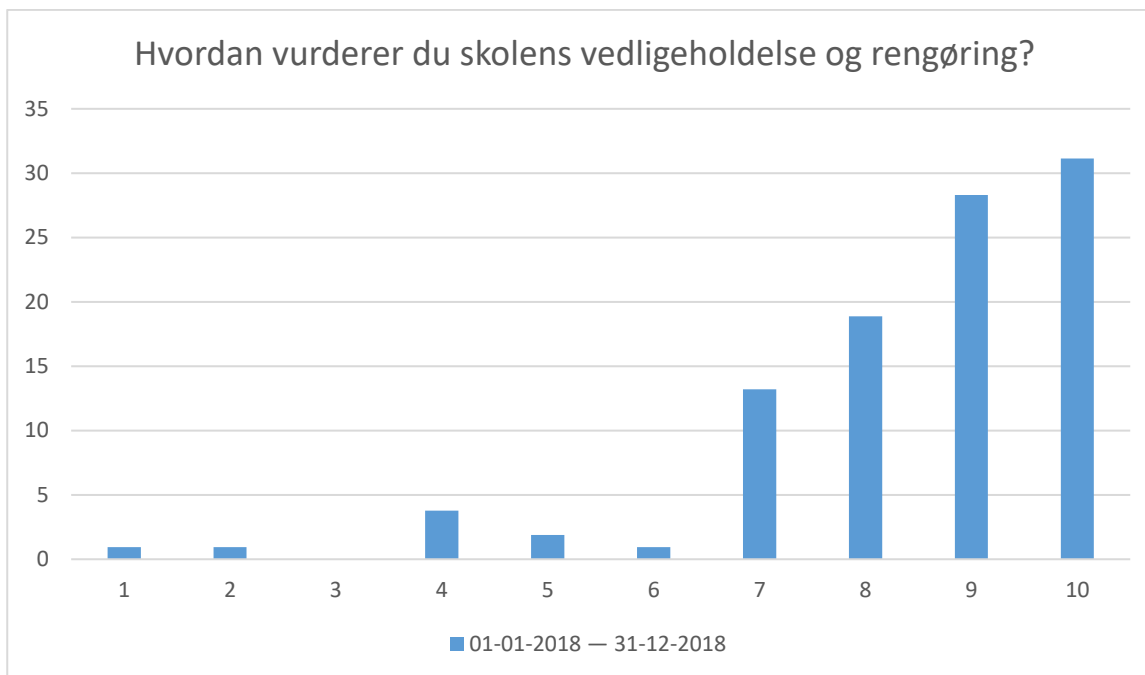
Svar på en skala fra 1-10, hvor 1 er dårligst og 10 er bedst

Hvordan vurderer du dine undervisningsforhold på skolen
(fx borde, stole, klasselokaler, laboratorier, værksteder)?



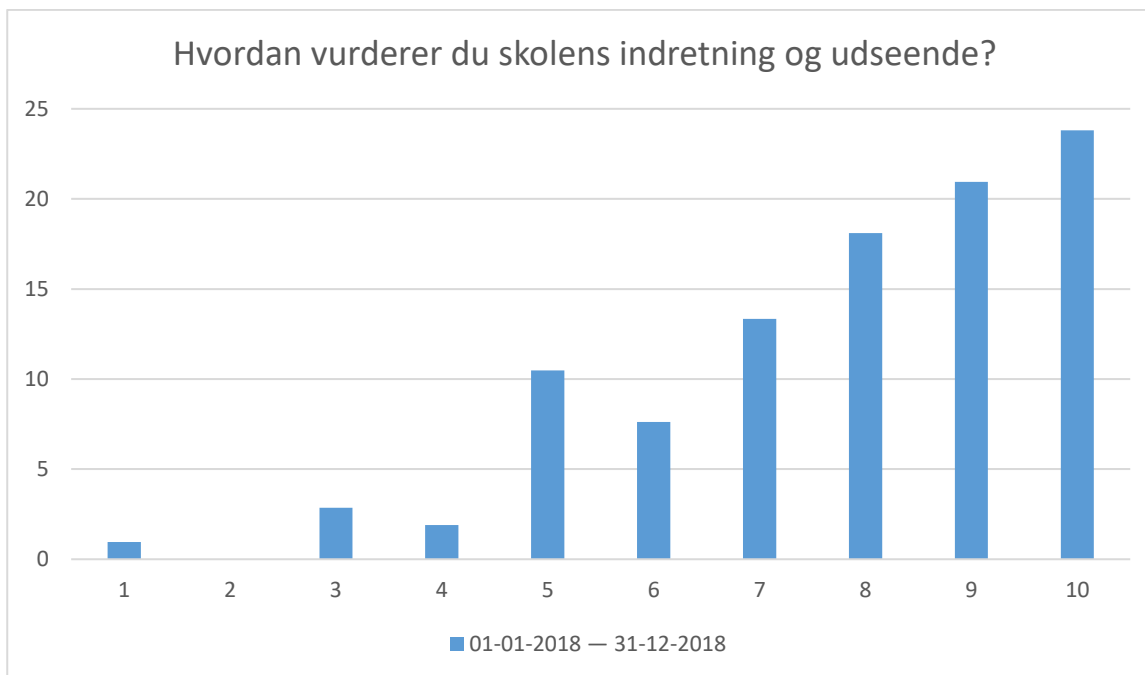
01-01-2018 — 31-12-2018; Gennemsnit: 7,3, spredning: 2,1

Svarmulighed	01-01-2018 — 31-12-2018: Antal	01-01-2018 — 31-12-2018: Andel (%)
1	3	3
2	1	1
3	2	2
4	4	4
5	10	9
6	6	6
7	19	18
8	33	31
9	13	12
10	15	14
Total	106	-



01-01-2018 — 31-12-2018; Gennemsnit: 8,4, spredning: 1,8

Svarmulighed	01-01-2018 — 31-12-2018: Antal	01-01-2018 — 31-12-2018: Andel (%)
1	1	1
2	1	1
3	0	0
4	4	4
5	2	2
6	1	1
7	14	13
8	20	19
9	30	28
10	33	31
Total	106	-

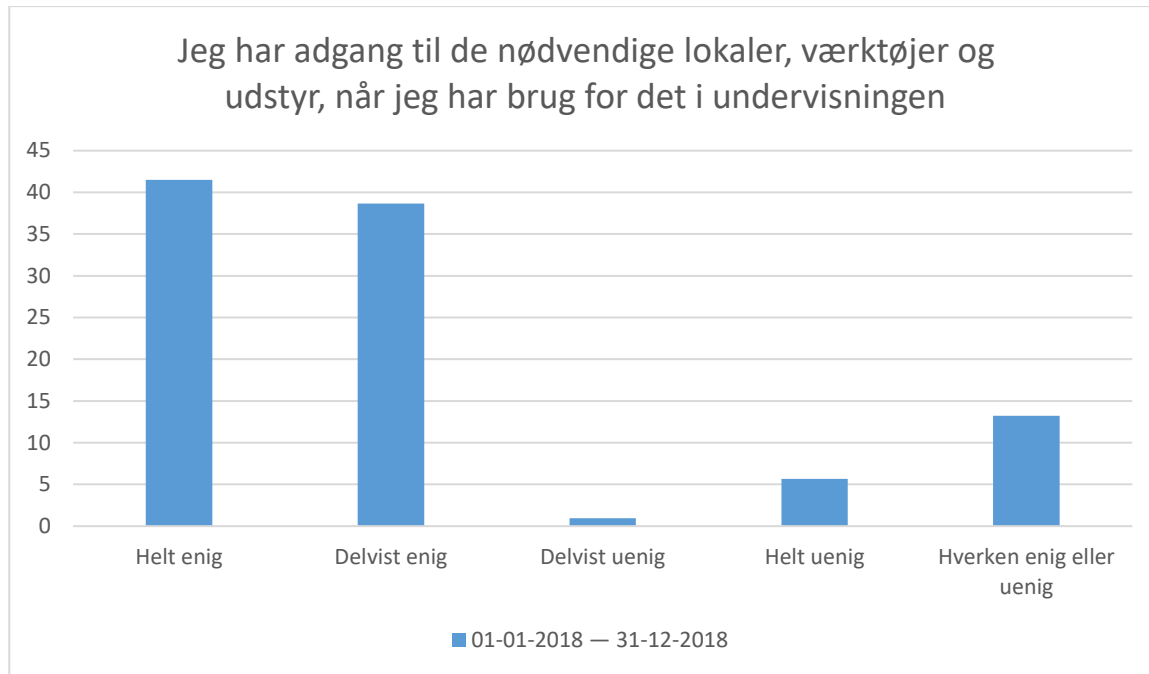


01-01-2018 — 31-12-2018; Gennemsnit: 7,8, spredning: 2

Svarmulighed	01-01-2018 — 31-12-2018: Antal	01-01-2018 — 31-12-2018: Andel (%)
1	1	1
2	0	0
3	3	3
4	2	2
5	11	10
6	8	8
7	14	13
8	19	18
9	22	21
10	25	24
Total	105	-

Faciliteter (HF 6 af 13)

Hvor enig eller uenig er du i, at...?

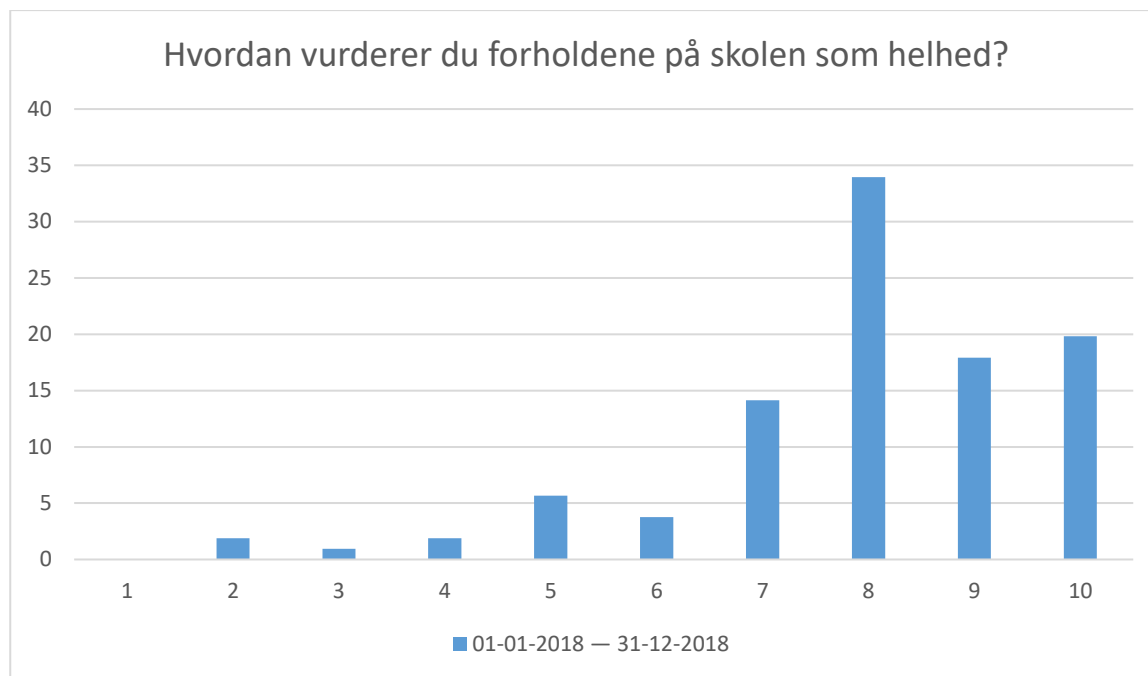


01-01-2018 — 31-12-2018; Gennemsnit: 4,1, spredning: 1

Svarmulighed	01-01-2018 — 31-12-2018: Antal	01-01-2018 — 31-12-2018: Andel (%)
Helt enig	44	42
Delvist enig	41	39
Delvist uenig	1	1
Helt uenig	6	6
Hverken enig eller uenig	14	13
Total	106	-

Skolen som helhed (HF 7 af 13)

Svar på en skala fra 1-10, hvor 1 er dårligst og 10 er bedst

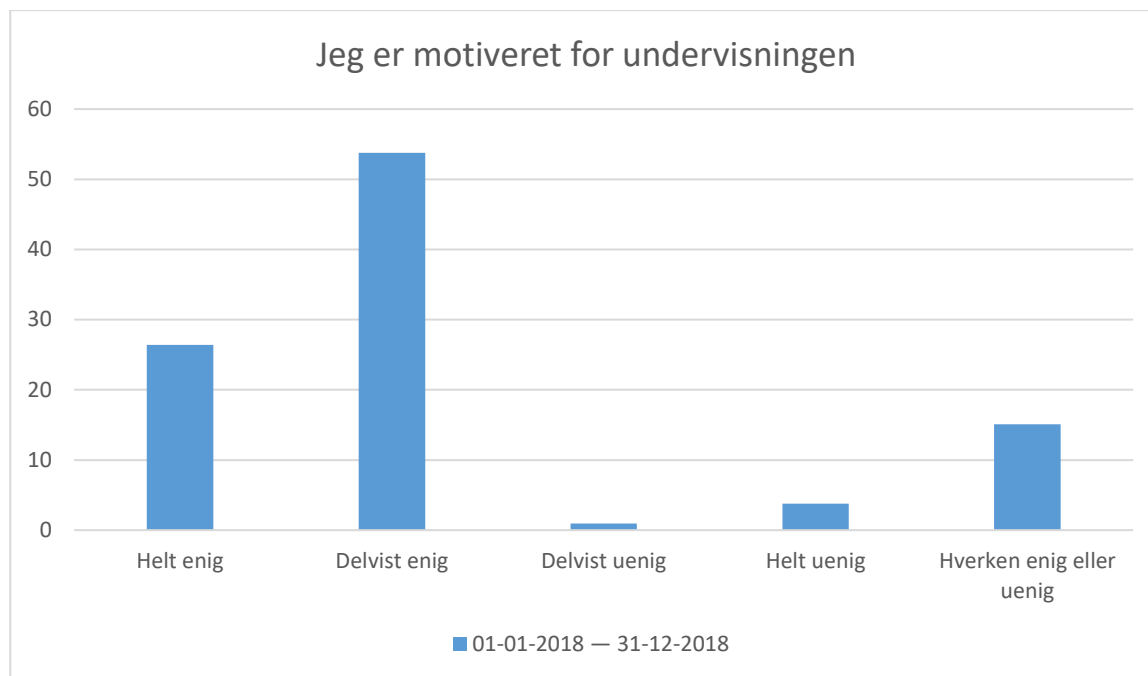


01-01-2018 — 31-12-2018; Gennemsnit: 8, spredning: 1,7

Svarmulighed	01-01-2018 — 31-12-2018: Antal	01-01-2018 — 31-12-2018: Andel (%)
1	0	0
2	2	2
3	1	1
4	2	2
5	6	6
6	4	4
7	15	14
8	36	34
9	19	18
10	21	20
Total	106	-

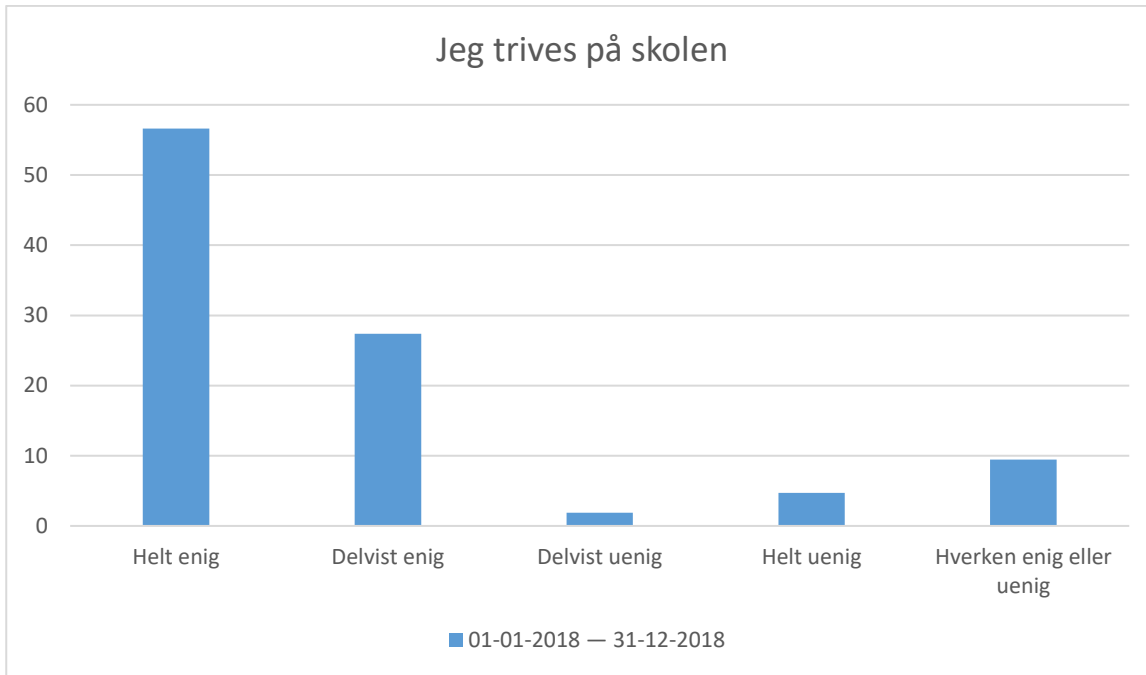
Trivsel (HF 8 af 13)

Hvor enig eller uenig er du i, at...?



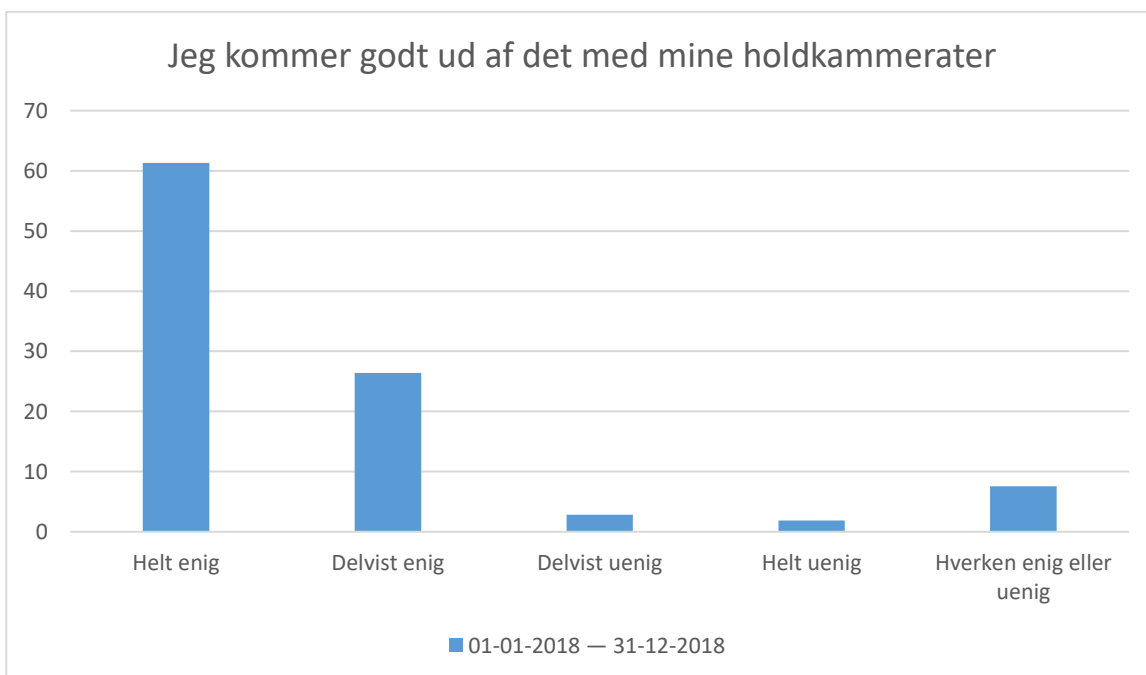
01-01-2018 — 31-12-2018; Gennemsnit: 4, spredning: 0,9

Svarmulighed	01-01-2018 — 31-12-2018: Antal	01-01-2018 — 31-12-2018: Andel (%)
Helt enig	28	26
Delvist enig	57	54
Delvist uenig	1	1
Helt uenig	4	4
Hverken enig eller uenig	16	15
Total	106	-



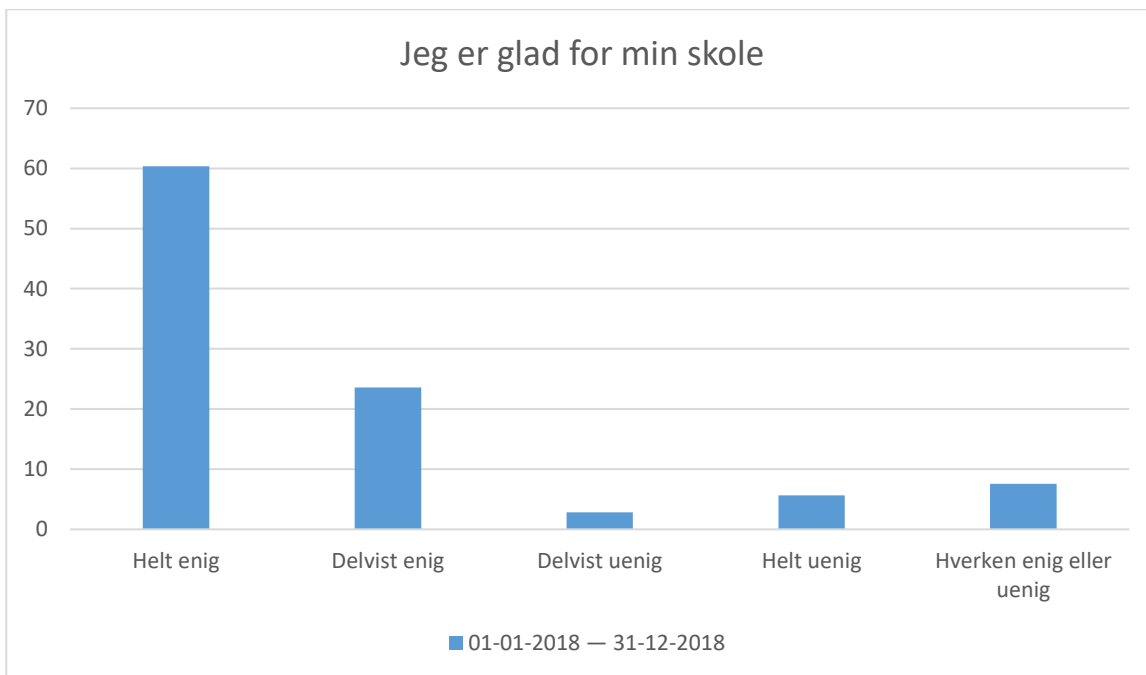
01-01-2018 — 31-12-2018; Gennemsnit: 4,3, spredning: 1

Svarmulighed	01-01-2018 — 31-12-2018: Antal	01-01-2018 — 31-12-2018: Andel (%)
Helt enig	60	57
Delvist enig	29	27
Delvist uenig	2	2
Helt uenig	5	5
Hverken enig eller uenig	10	9
Total	106	-



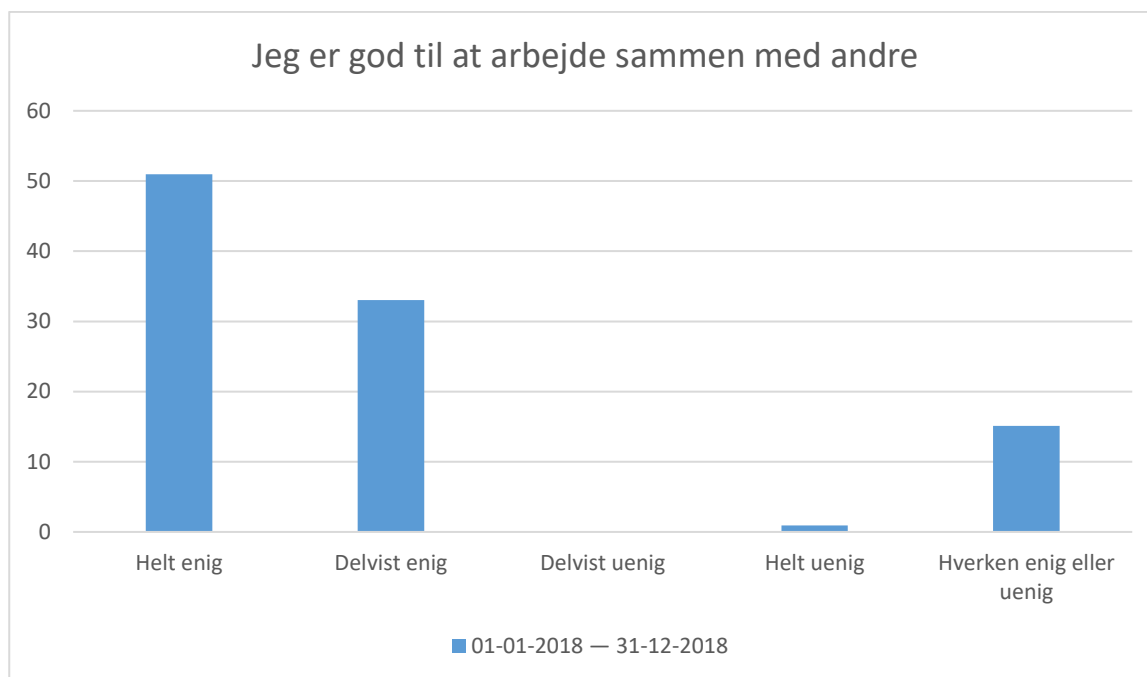
01-01-2018 — 31-12-2018; Gennemsnit: 4,4, spredning: 0,9

Svarmulighed	01-01-2018 — 31-12-2018: Antal	01-01-2018 — 31-12-2018: Andel (%)
Helt enig	65	61
Delvist enig	28	26
Delvist uenig	3	3
Helt uenig	2	2
Hverken enig eller uenig	8	8
Total	106	-



01-01-2018 — 31-12-2018; Gennemsnit: 4,3, spredning: 1,1

Svarmulighed	01-01-2018 — 31-12-2018: Antal	01-01-2018 — 31-12-2018: Andel (%)
Helt enig	64	60
Delvist enig	25	24
Delvist uenig	3	3
Helt uenig	6	6
Hverken enig eller uenig	8	8
Total	106	-

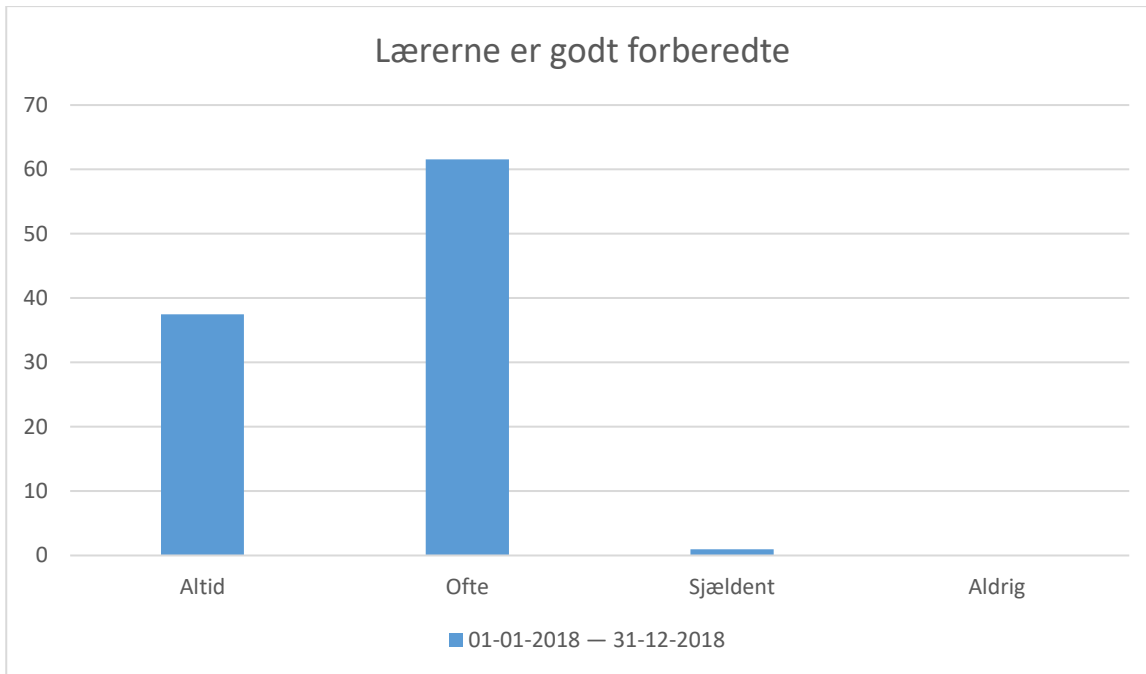


01-01-2018 — 31-12-2018; Gennemsnit: 4,3, spredning: 0,8

Svarmulighed	01-01-2018 — 31-12-2018: Antal		01-01-2018 — 31-12-2018: Andel (%)	
Helt enig	54		51	
Delvist enig	35		33	
Delvist uenig	0		0	
Helt uenig	1		1	
Hverken enig eller uenig	16		15	
Total	106		-	

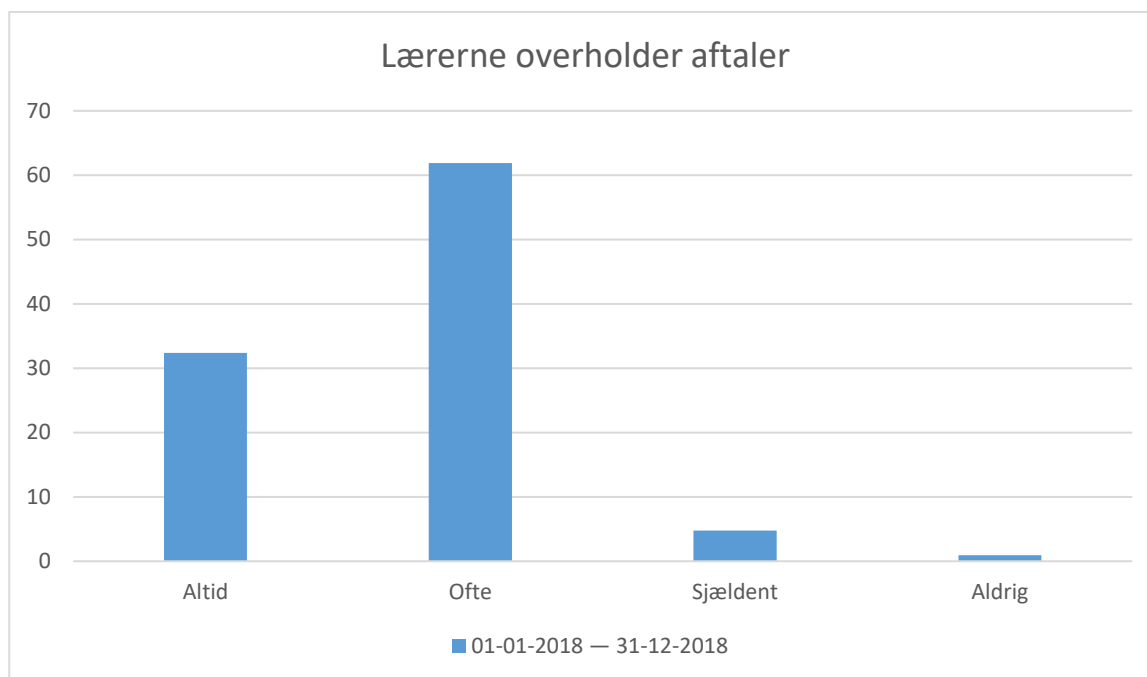
Lærerne (HF 9 af 13)

Hvor ofte synes du, at...?



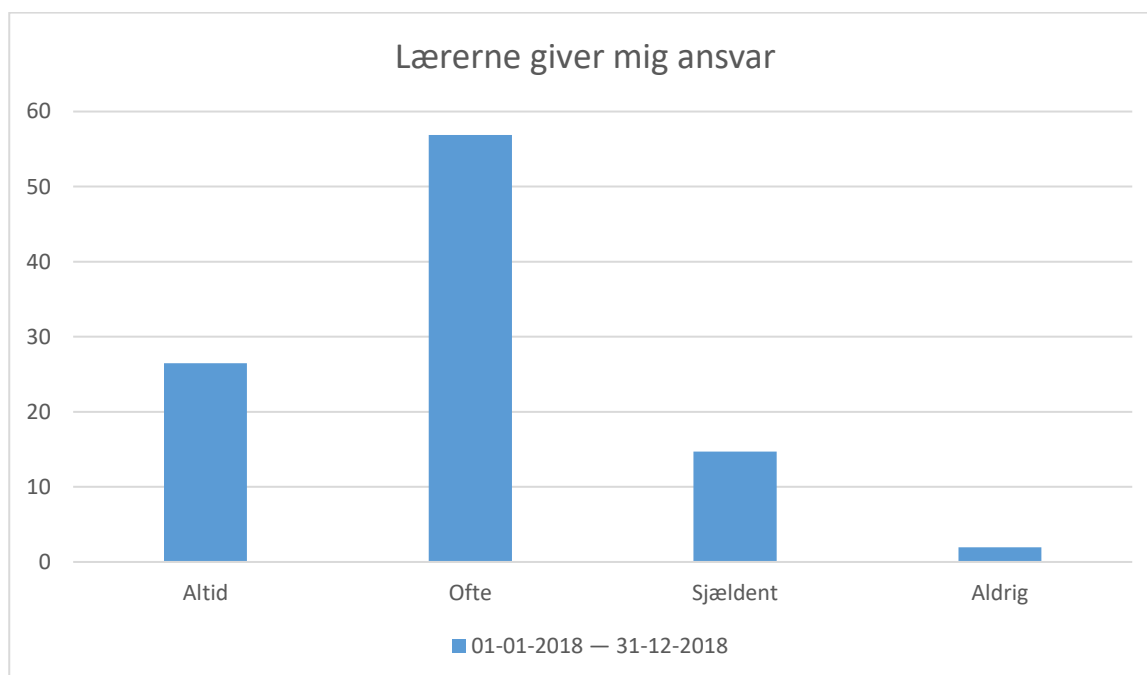
01-01-2018 — 31-12-2018; Gennemsnit: 3,4, spredning: 0,5

Svarmulighed	01-01-2018 — 31-12-2018: Antal	01-01-2018 — 31-12-2018: Andel (%)
Altid	39	38
Ofte	64	62
Sjældent	1	1
Aldrig	0	0
Total	104	-



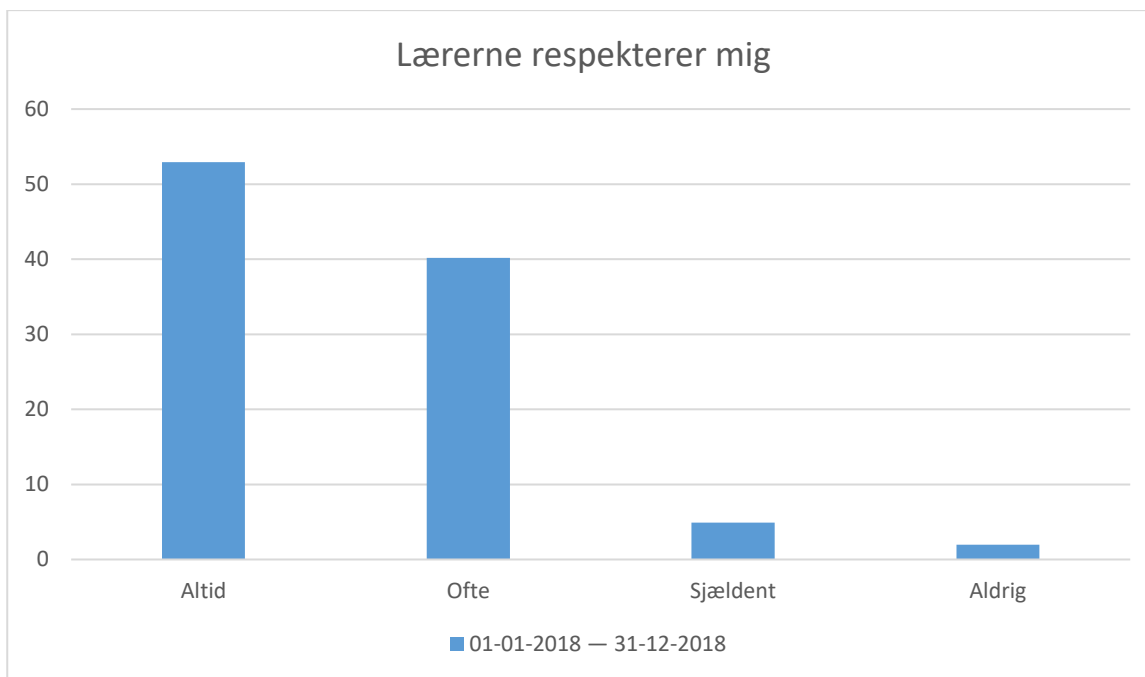
01-01-2018 — 31-12-2018; Gennemsnit: 3,3, spredning: 0,6

Svarmulighed	01-01-2018 — 31-12-2018: Antal	01-01-2018 — 31-12-2018: Andel (%)
Altid	34	32
Ofte	65	62
Sjældent	5	5
Aldrig	1	1
Total	105	-



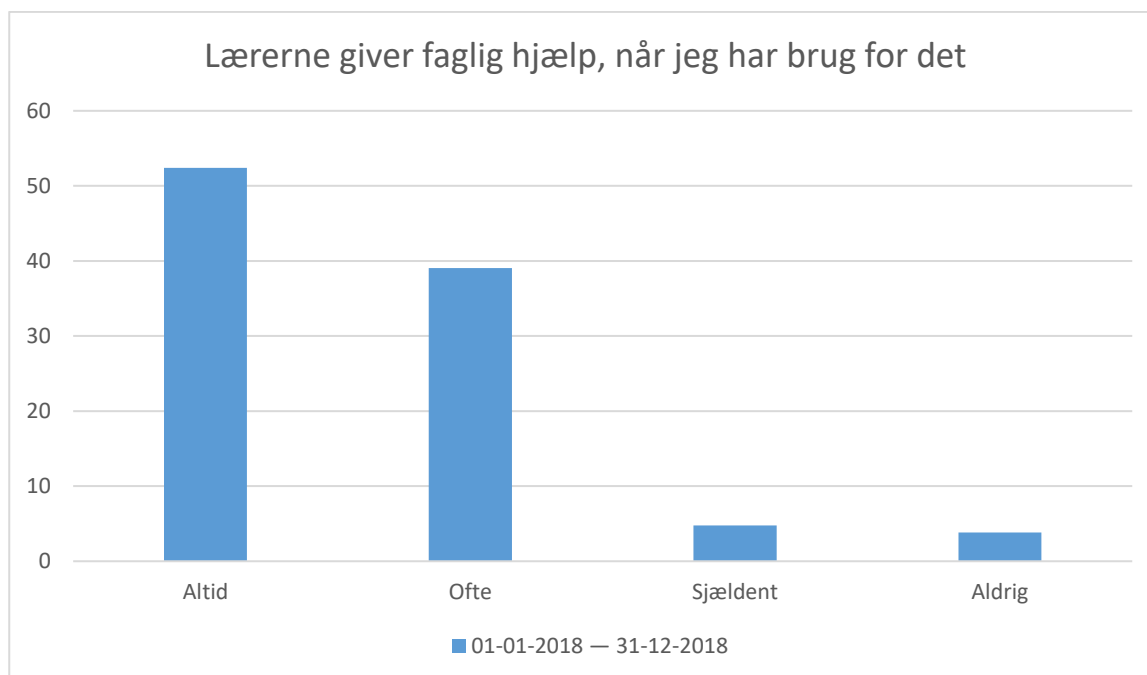
01-01-2018 — 31-12-2018; Gennemsnit: 3,1, spredning: 0,7

Svarmulighed	01-01-2018 — 31-12-2018: Antal	01-01-2018 — 31-12-2018: Andel (%)
Altid	27	26
Ofte	58	57
Sjældent	15	15
Aldrig	2	2
Total	102	-



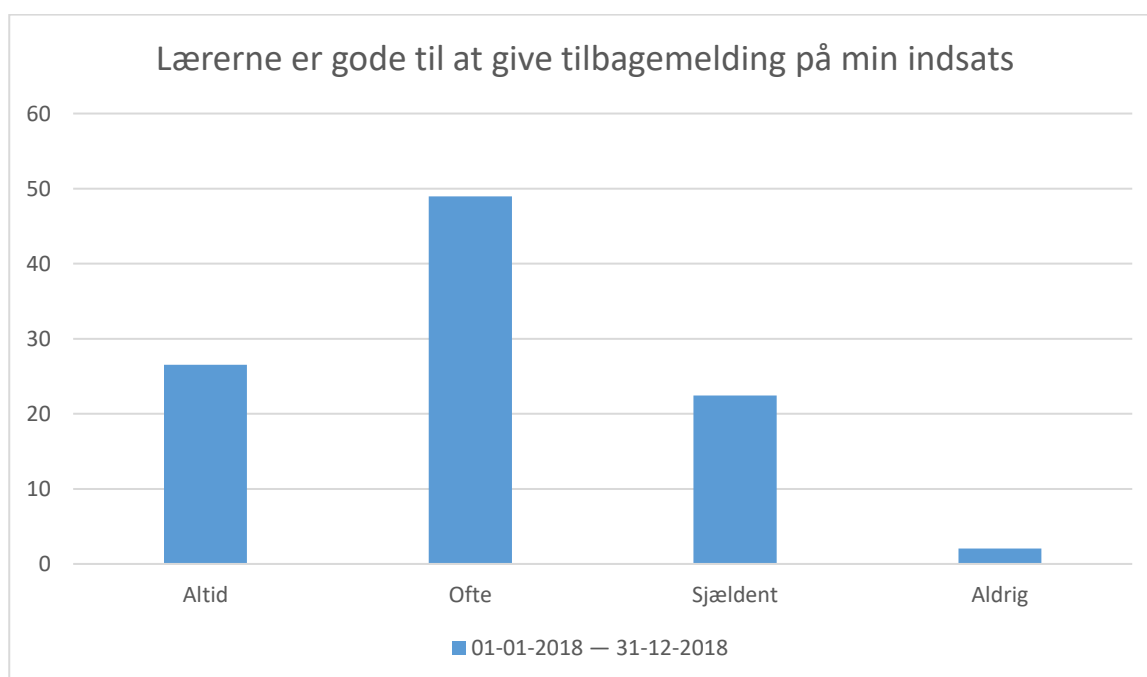
01-01-2018 — 31-12-2018; Gennemsnit: 3,4, spredning: 0,7

Svarmulighed	01-01-2018 — 31-12-2018: Antal	01-01-2018 — 31-12-2018: Andel (%)
Altid	54	53
Ofte	41	40
Sjældent	5	5
Aldrig	2	2
Total	102	-



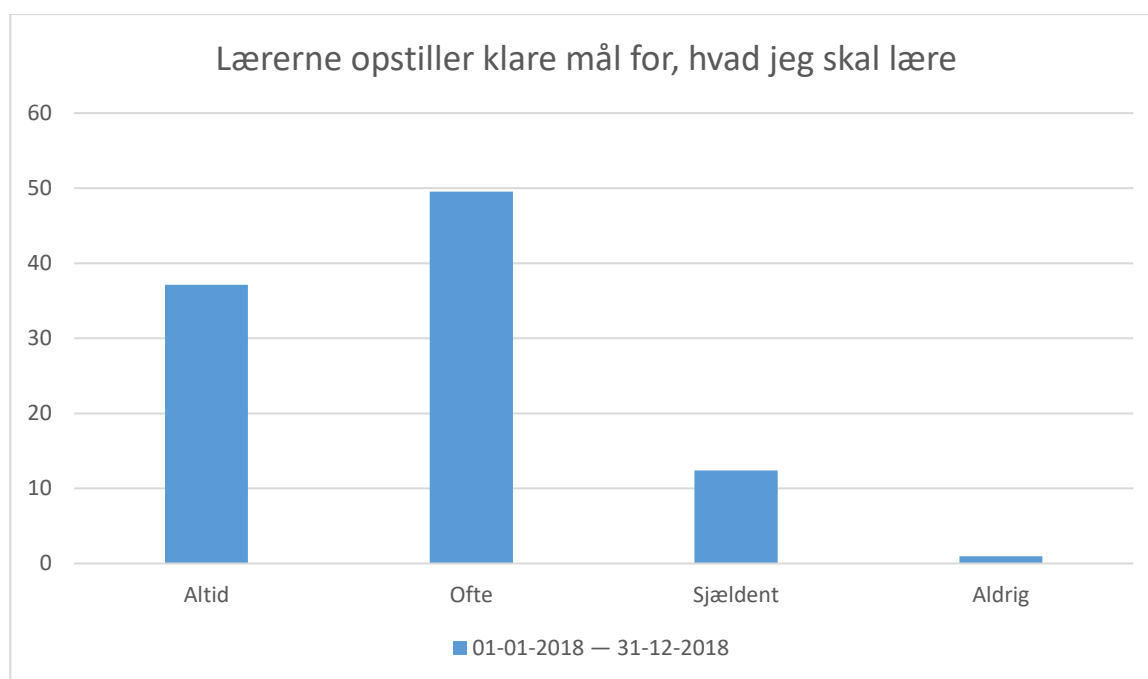
01-01-2018 — 31-12-2018; Gennemsnit: 3,4, spredning: 0,8

Svarmulighed	01-01-2018 — 31-12-2018: Antal	01-01-2018 — 31-12-2018: Andel (%)
Altid	55	52
Ofte	41	39
Sjældent	5	5
Aldrig	4	4
Total	105	-



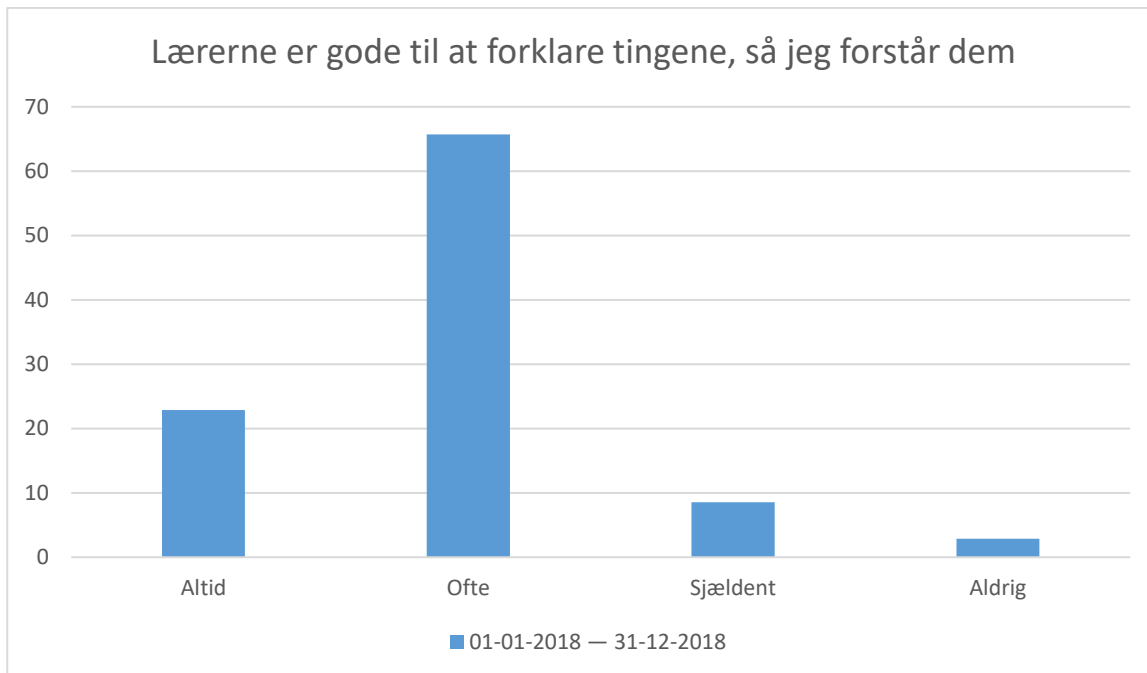
01-01-2018 — 31-12-2018; Gennemsnit: 3, spredning: 0,8

Svarmulighed	01-01-2018 — 31-12-2018: Antal	01-01-2018 — 31-12-2018: Andel (%)
Altid	26	27
Ofte	48	49
Sjældent	22	22
Aldrig	2	2
Total	98	-



01-01-2018 — 31-12-2018; Gennemsnit: 3,2, spredning: 0,7

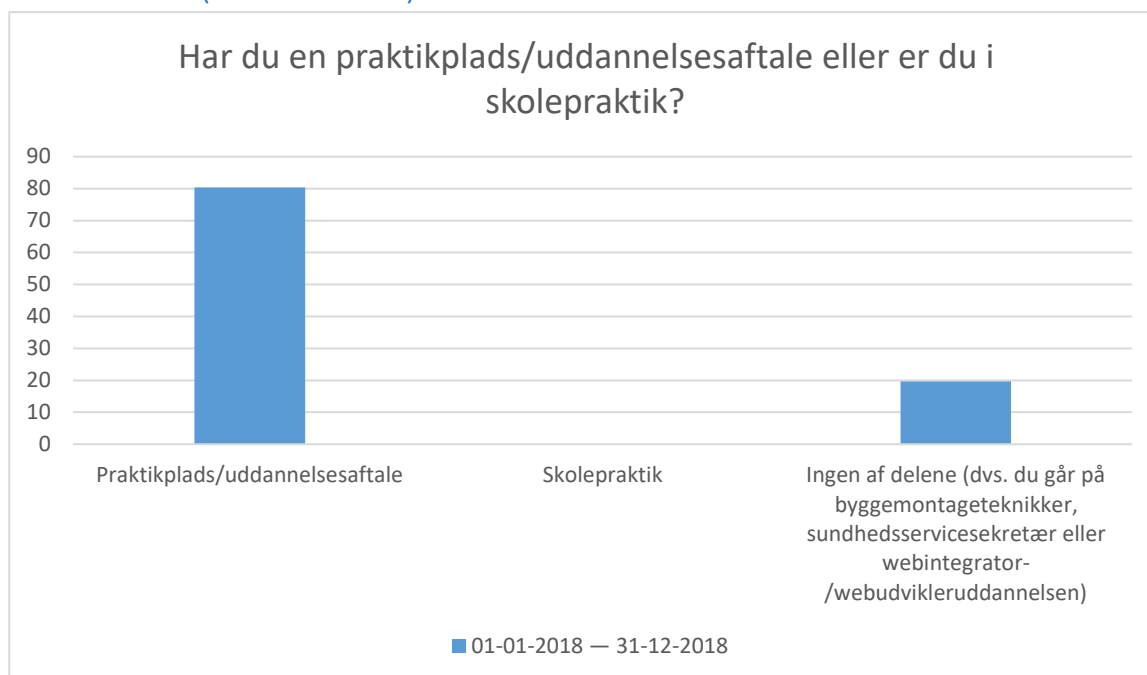
Svarmulighed	01-01-2018 — 31-12-2018: Antal	01-01-2018 — 31-12-2018: Andel (%)
Altid	39	37
Ofte	52	50
Sjældent	13	12
Aldrig	1	1
Total	105	-



01-01-2018 — 31-12-2018; Gennemsnit: 3,1, spredning: 0,7

Svarmulighed	01-01-2018 — 31-12-2018: Antal	01-01-2018 — 31-12-2018: Andel (%)
Altid	24	23
Ofte	69	66
Sjældent	9	9
Aldrig	3	3
Total	105	-

Praktikken (HF 10 af 13)

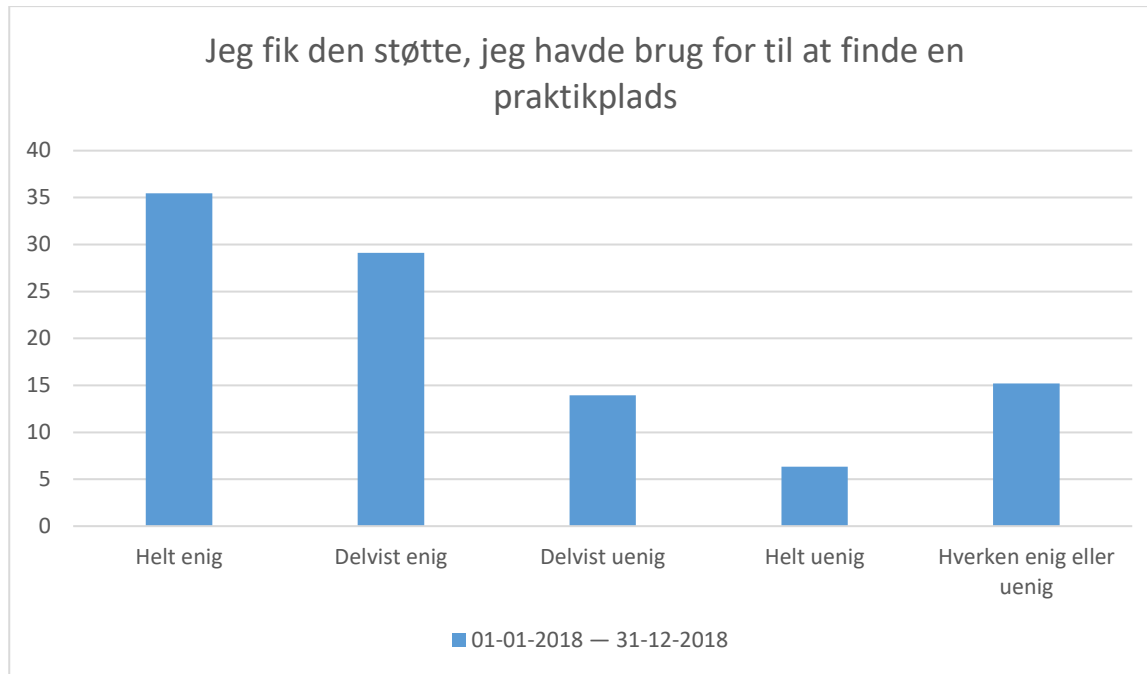


01-01-2018 — 31-12-2018; Gennemsnit og spredning kan ikke beregnes.

Svarmulighed	01-01-2018 31-12-2018: Antal	—01-01-2018 — 31- 12-2018: Andel (%)
Praktikplads/uddannelsesaftale	86	80
Skolepraktik	0	0
Ingen af delene (dvs. du går på byggemontageteknikker, sundhedsservicesekretær eller webintegratør-/webudvikleruddannelsen)	21	20
Total	107	-

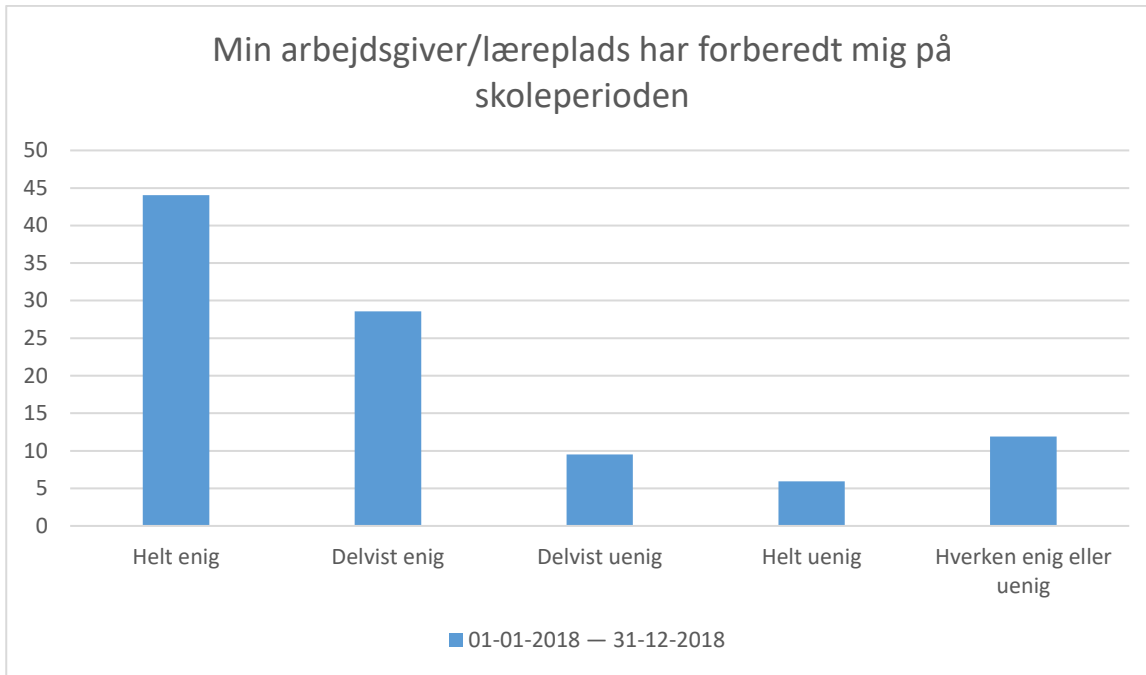
Praktikplads og skole (11 af 13)

Hvor enig eller uenig er du i, at...?



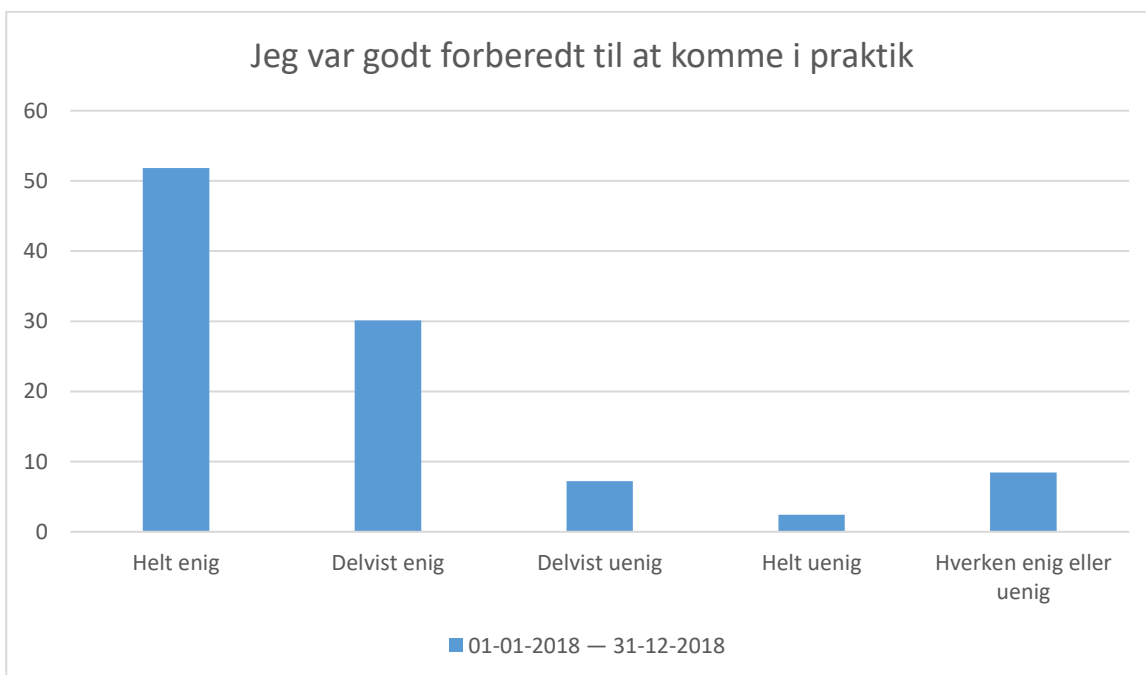
01-01-2018 — 31-12-2018; Gennemsnit: 3,7, spredning: 1,3

Svarmulighed	01-01-2018 — 31-12-2018: Antal	01-01-2018 — 31-12-2018: Andel (%)
Helt enig	28	35
Delvist enig	23	29
Delvist uenig	11	14
Helt uenig	5	6
Hverken enig eller uenig	12	15
Total	79	-



01-01-2018 — 31-12-2018; Gennemsnit: 4, spredning: 1,2

Svarmulighed	01-01-2018 — 31-12-2018: Antal	01-01-2018 — 31-12-2018: Andel (%)
Helt enig	37	44
Delvist enig	24	29
Delvist uenig	8	10
Helt uenig	5	6
Hverken enig eller uenig	10	12
Total	84	-

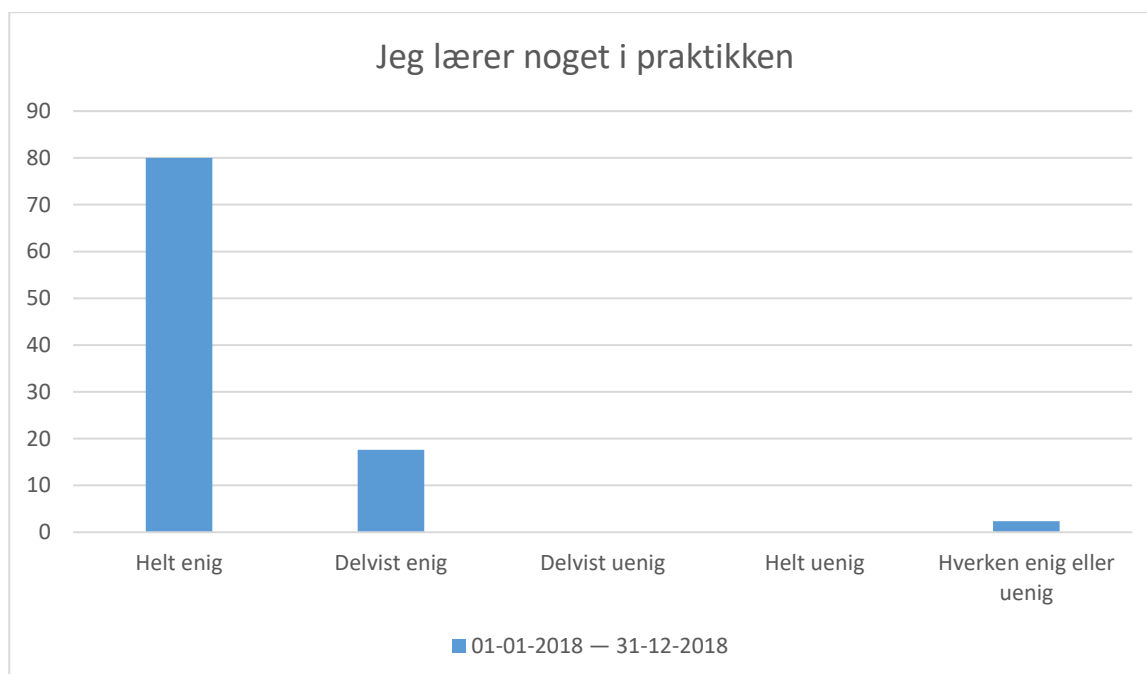


01-01-2018 — 31-12-2018; Gennemsnit: 4,2, spredning: 1

Svarmulighed	01-01-2018 — 31-12-2018: Antal	01-01-2018 — 31-12-2018: Andel (%)
Helt enig	43	52
Delvist enig	25	30
Delvist uenig	6	7
Helt uenig	2	2
Hverken enig eller uenig	7	8
Total	83	-

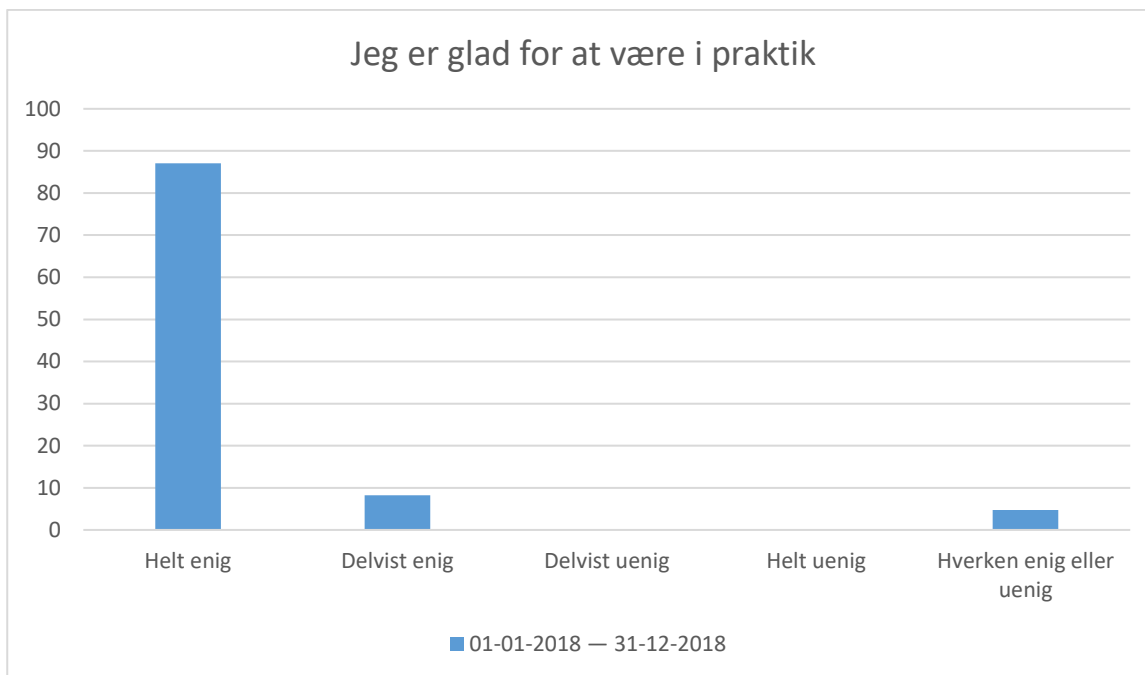
Udbytte af praktikplads (12 af 13)

Hvor enig eller uenig er du i, at...?



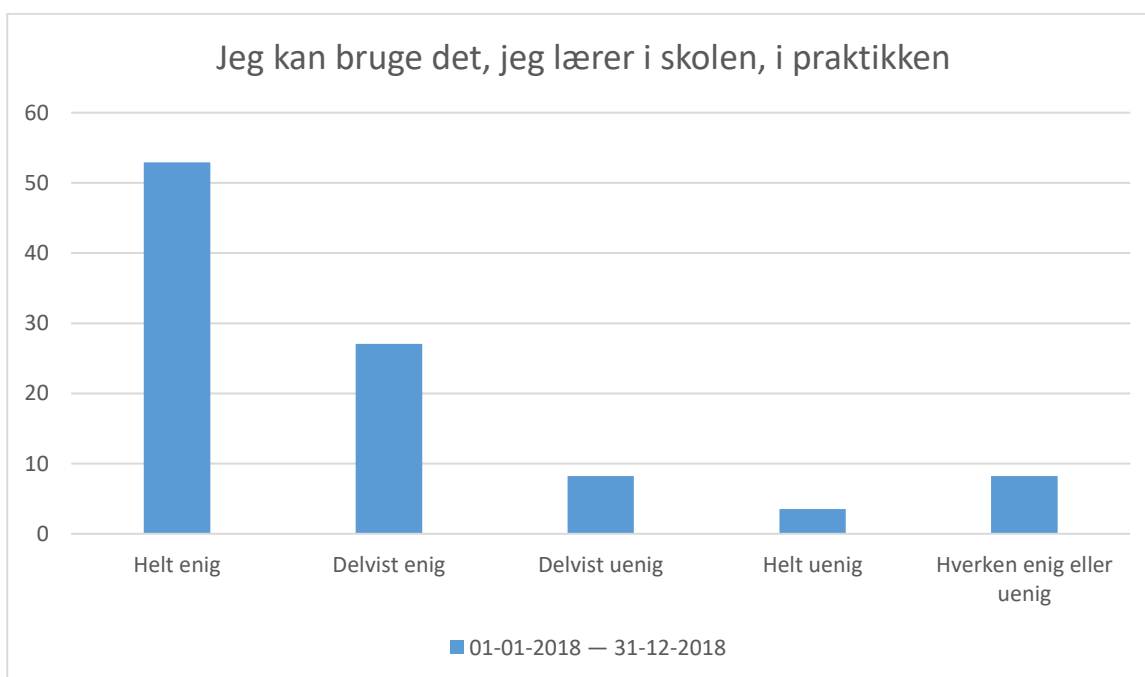
01-01-2018 — 31-12-2018; Gennemsnit: 4,8, spredning: 0,5

Svarmulighed	01-01-2018 — 31-12-2018: Antal	01-01-2018 — 31-12-2018: Andel (%)
Helt enig	68	80
Delvist enig	15	18
Delvist uenig	0	0
Helt uenig	0	0
Hverken enig eller uenig	2	2
Total	85	-



01-01-2018 — 31-12-2018; Gennemsnit: 4,8, spredning: 0,5

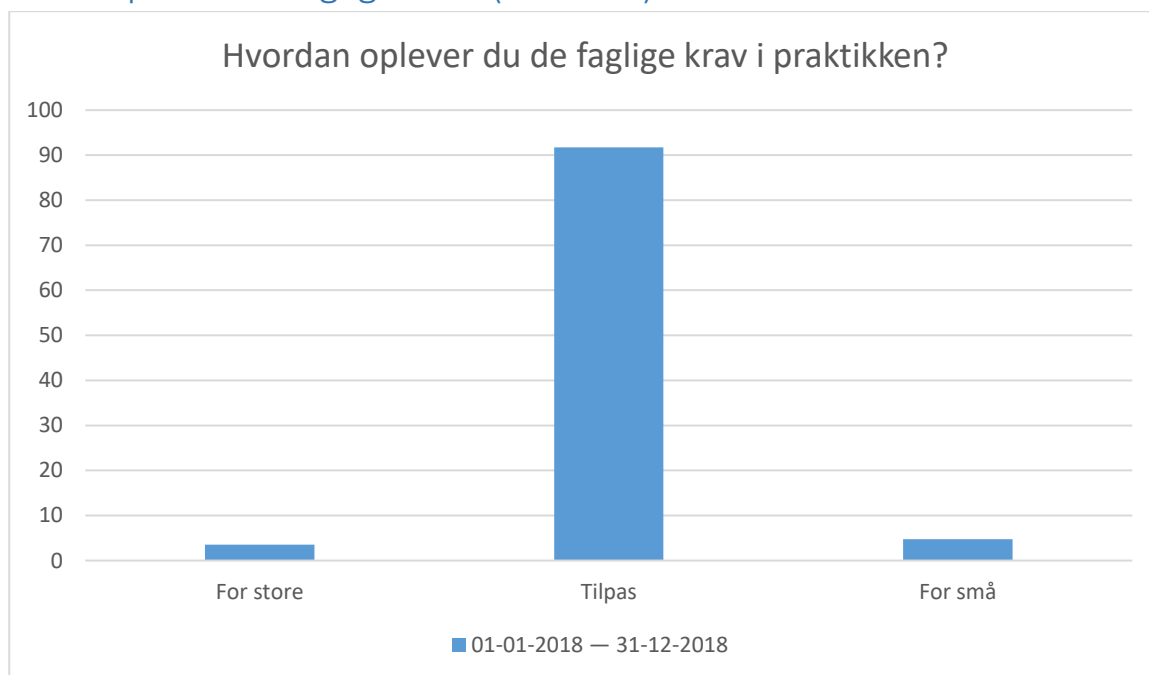
Svarmulighed	01-01-2018 — 31-12-2018: Antal	01-01-2018 — 31-12-2018: Andel (%)
Helt enig	74	87
Delvist enig	7	8
Delvist uenig	0	0
Helt uenig	0	0
Hverken enig eller uenig	4	5
Total	85	-



01-01-2018 — 31-12-2018; Gennemsnit: 4,2, spredning: 1,1

Svarmulighed	01-01-2018 — 31-12-2018: Antal	01-01-2018 — 31-12-2018: Andel (%)
Helt enig	45	53
Delvist enig	23	27
Delvist uenig	7	8
Helt uenig	3	4
Hverken enig eller uenig	7	8
Total	85	-

Praktikpladsens faglige krav (13 af 13)



01-01-2018 — 31-12-2018; Gennemsnit og spredning kan ikke beregnes.

Svarmulighed	01-01-2018 — 31-12-2018: Antal	01-01-2018 — 31-12-2018: Andel (%)
For store	3	4
Tilpas	78	92
For små	4	5
Total	85	-

Skolepraktik og skole (11 af 13)

Hvor enig eller uenig er du i, at...?

Spørgsmålet »Jeg fik den støtte, jeg havde brug for, til at finde en praktikplads« har ikke nok besvarelser.

Spørgsmålet »Min skolepraktikinstruktør har forberedt mig på skoleperioden« har ikke nok besvarelser.

Spørgsmålet »Jeg var godt forberedt til at komme i praktik på praktikcentret« har ikke nok besvarelser.

Udbytte af skolepraktik (12 af 13)

Hvor enig eller uenig er du i, at ...?

Spørgsmålet »Jeg lærer noget i praktikken« har ikke nok besvarelser.

Spørgsmålet »Jeg er glad for at være i praktik« har ikke nok besvarelser.

Spørgsmålet »Jeg kan bruge det, jeg lærer i skolen, i praktikken« har ikke nok besvarelser.

Skolepraktikkens faglige krav (13 af 13)

Spørgsmålet »Hvordan oplever du de faglige krav i praktikken?« har ikke nok besvarelser.